

# LENOIR COMMUNITY COLLEGE WORKFORCE DEVELOPMENT

John Paul Black, Ed.D.  
December 7, 2023

[www.lenoircc.edu](http://www.lenoircc.edu)

**LENOIR**  
COMMUNITY COLLEGE

*Knowledge that empowers*



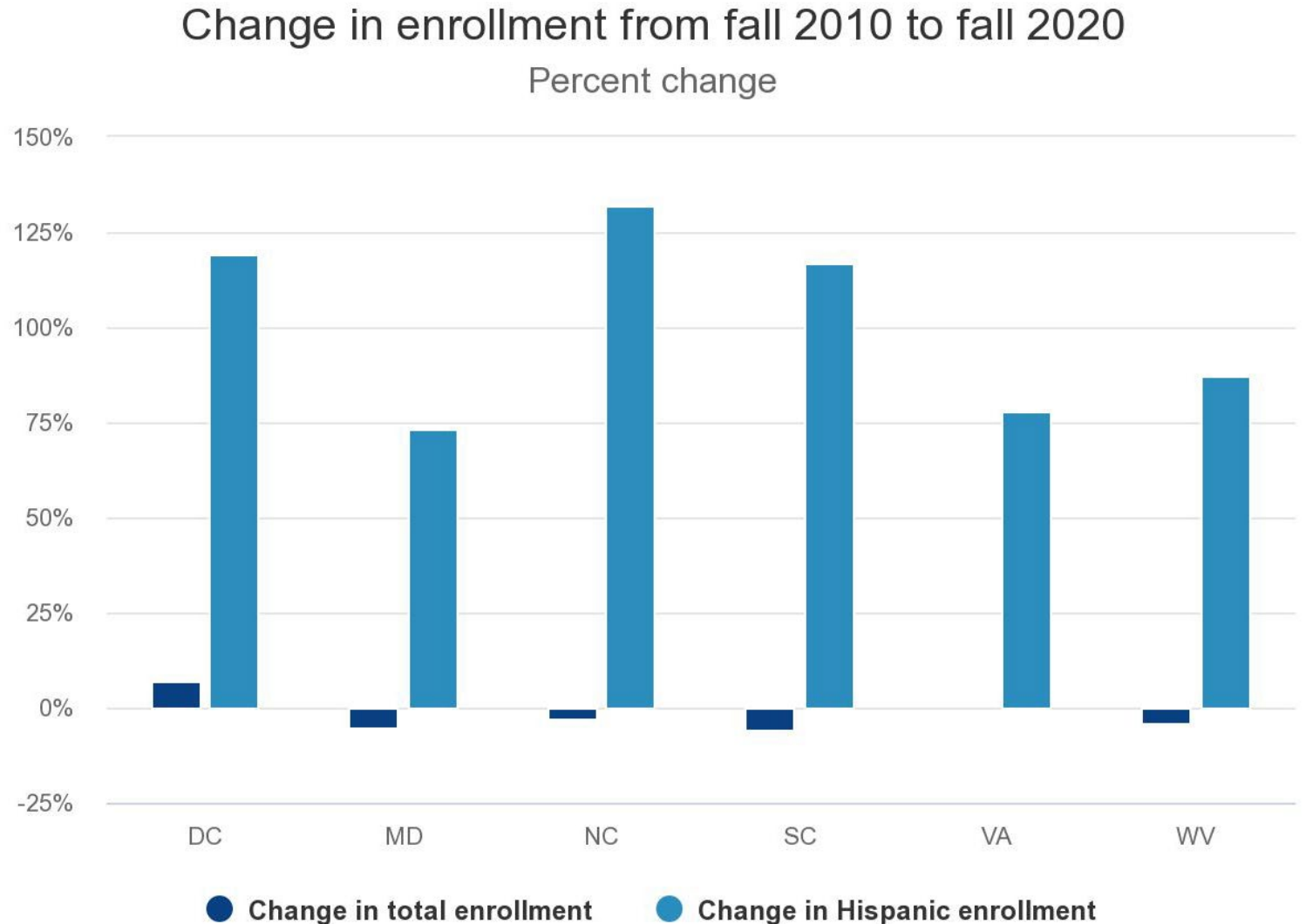
# Community Colleges as Interpretation Systems

- Assess the college's service area, i.e., employment, industries, population trends, and local K-12 partners.
- Businesses and industries have goals to promote their enterprise's survival and growth.
- Community colleges have goals to deliver educational services that fulfill their missions in their communities.
- The intersection of business and industry goals and NC community colleges' services is the foundation of a strong relationship.
- Based on the needs of partners, agreements are formed, programs are developed, and personnel and resources are deployed.

# National Community College Enrollment Trends

- Fall 2021 data show that 850,000 fewer students enrolled in community colleges, driven primarily by recent high school graduates.
- High school dual enrollment increased by 11.5 % nationally fall 2021-fall 2022.
- In 2020, Hispanic students accounted for 25% of all high school graduates in the U.S.
- In North Carolina, approximately 20% of all public school students are Hispanic.

Hispanic enrollment in post-secondary education increased from 13.5 percent in 2010 to 20.3 percent in 2020.



# Industry Partnerships: Building a Successful Framework

## Establish Relationships with Industry Partners

- Identify common organizational goals that meet the needs for potential partners
- Dedicate personnel to business and industry relations
- Join local organizations that support industry partners
- Apprenticeships, pre-hire courses, and work-based learning experiences are options for business and industry engagement

## Develop Curriculum with Industry Partners

- Assess professional development needs with business and industry partners
- Identify foundational skills for incoming employees
- Determine expectations for credentials and skills attainment

## Service Model to Match Industry Needs

- Consider delivery methods and schedules for professional development partnerships
- Nights, weekends, and distance learning must be part of the options for partners
- Maintain communication with partner contacts for planning and updates

## Business and Industry Relationships

**Smithfield**  
*Good food. Responsibly.®*

**CROWN**

**Rinnai**®

**UNC**  
**HEALTH**®  
**Lenoir**

**SPIRIT**  
AEROSYSTEMS®

**West**

By your side for a healthier world™

**MASTERBRAND**™

 **flyexclusive**

## LCC Current Customized Training Projects

- Field Controls
- West Pharmaceuticals
- Grupporeco
- Crown Equipment

These are three-year projects.



# Current Apprenticeships

## Crown Equipment

- Welding - 2 apprentices
- CNC Machining - 1 apprentice
- Pre-apprentices - 3

## 1st Choice Care Home Health

- Nurse Aide - 5 apprentices

## LEAP - Lenoir, Greene, and Jones County Public Schools

- Teacher Prep - 3 apprentices





# Community Colleges Prepare Healthcare Professionals



# Lenoir Community College and Rinnai Partnership







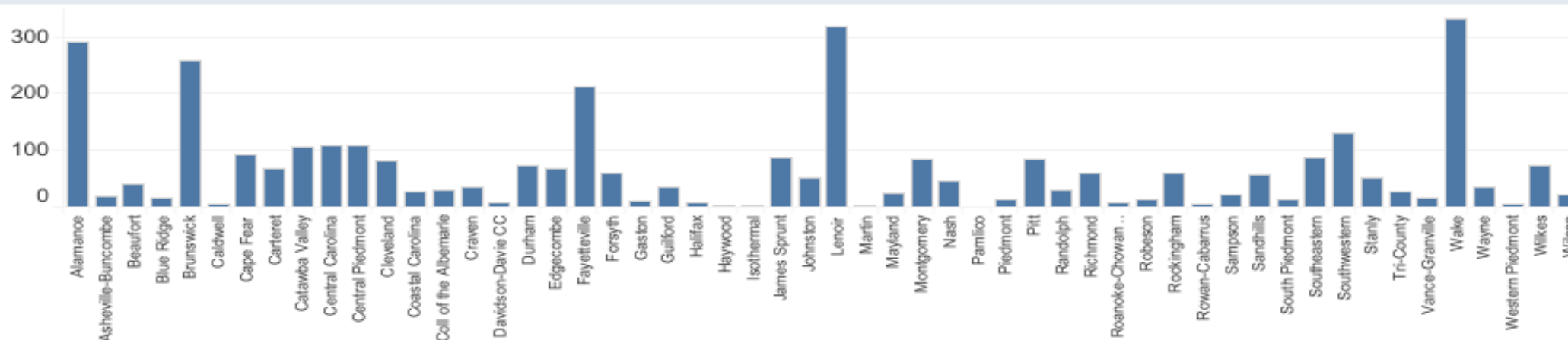
# College Comparison of Continuing Education (CE) Enrollment



## CE student counts by college for Service Occupations, Fall 2021

Select a college by clicking on the graph below or by using the drop-down menu on the bottom right to see trends in enrollment and state-wide rankings for the selected college on the bottom graph.

In Fall 2021, Service Occupations was offered by 54 colleges.



The filters in red font below will carry through to the other tabs of the dashboard. The filters in black font will apply to this page only.

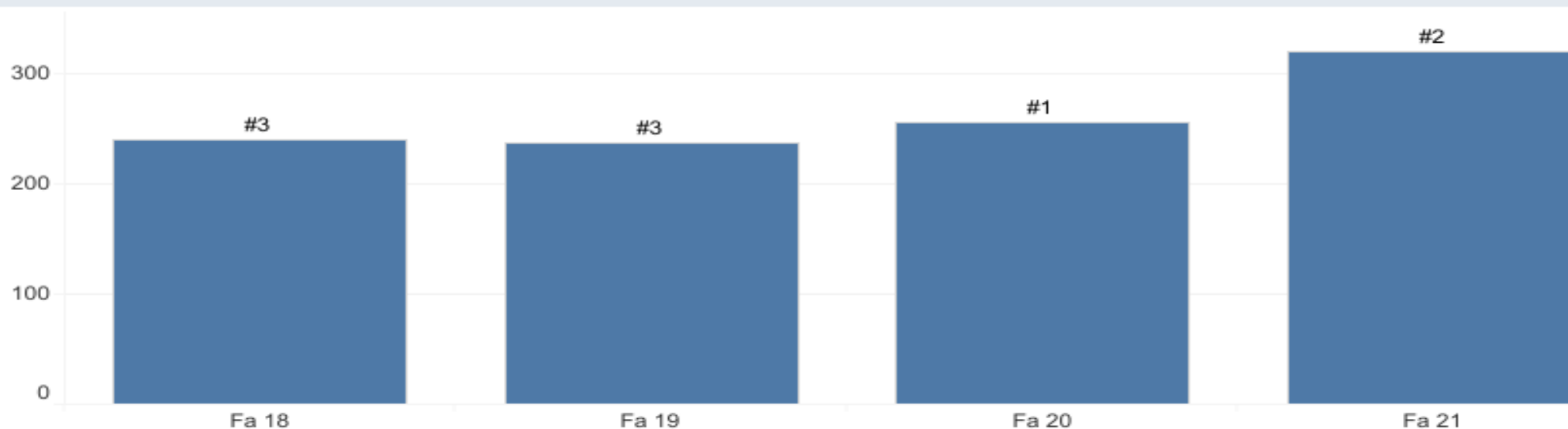
**Term**  
2021 Fall

**Program Area**  
Service Occupations

**Sort Graph By:**  
Alphabetical

## CE student counts and rankings for Service Occupations over time, Lenoir CC

Y-axis shows headcount. Number above each bar is the state-wide ranking for that term (1=highest headcount, 58=lowest headcount)



**Select College:**  
Lenoir CC

Students may be enrolled in multiple program areas. When "All Program Areas" is selected, the headcount is unduplicated across program areas.

Source: CE Reg. Report

# Continuing Education (CE) Enrollment by Race/Ethnicity



Sex & Age Range

Age Range

Race/Ethnicity & Sex

Race/Ethnicity

Sex

College: **Lenoir CC**, Program Area: **All Program Areas**

Changes to the filters below will affect this page only. To change filter selections for the entire dashboard, use the "Over Time" tab.

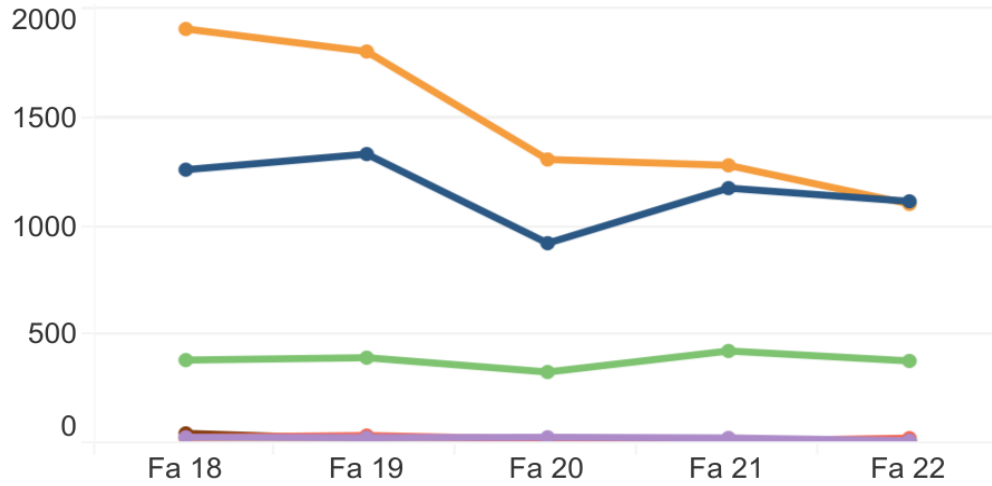
College  
Lenoir CC

Comparison  
NCCCS

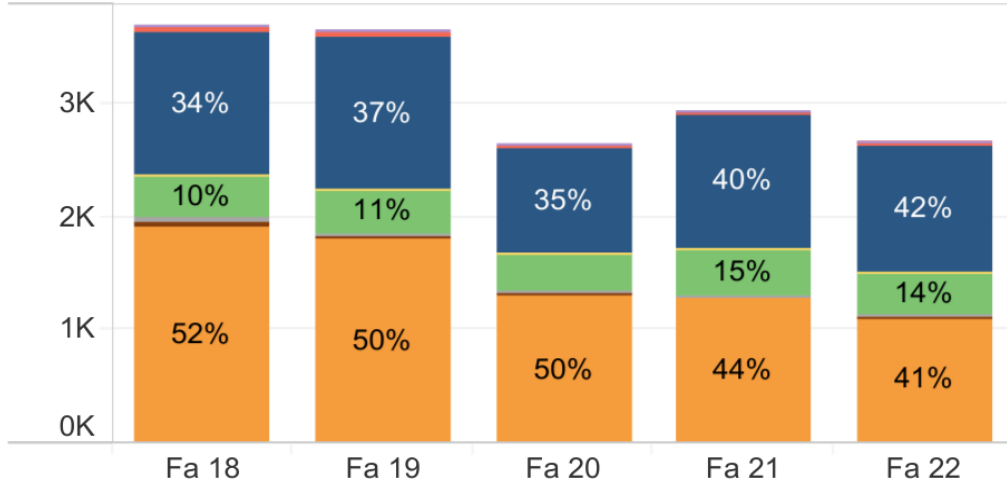
Timeframe  
Fall Terms

Program Area  
All Program Areas

CE enrollment over time by race/ethnicity



CE enrollment distribution by race/ethnicity

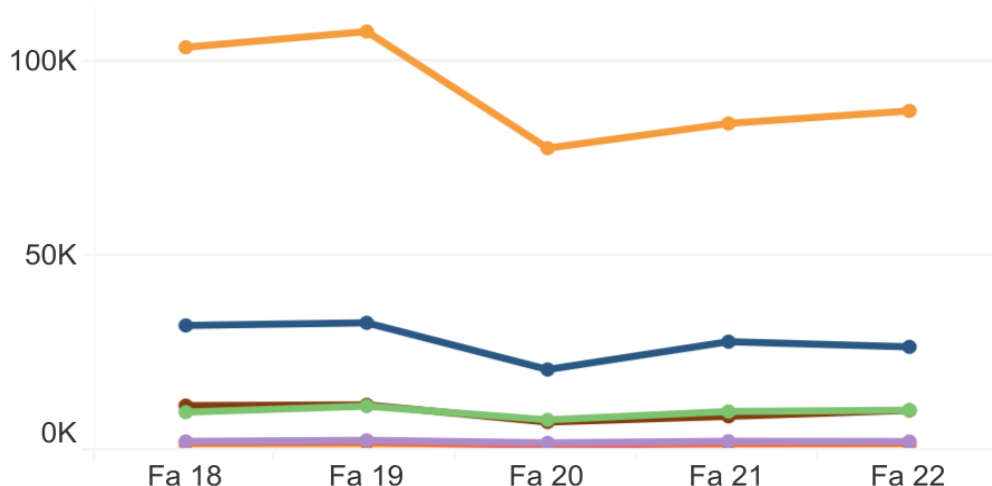


College: **NCCCS**, Program Area: **All Program Areas**

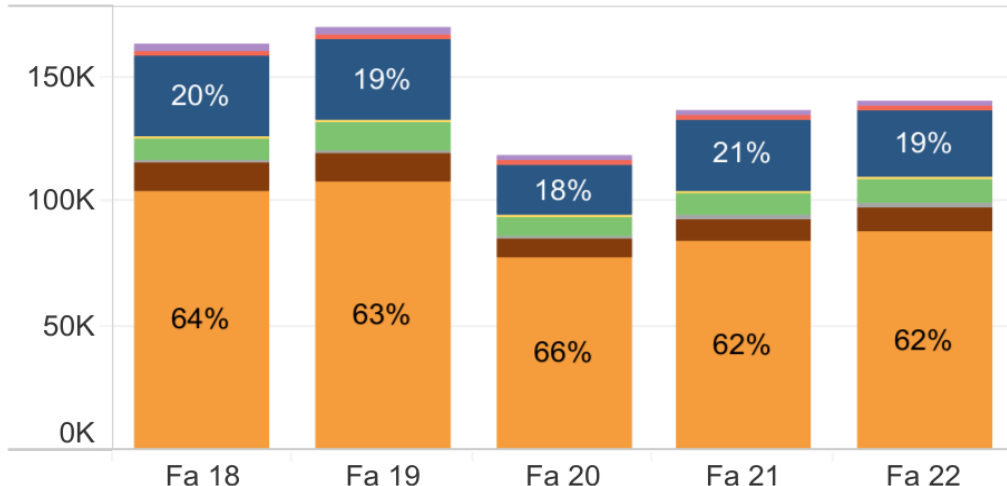
- Amer. Ind./Alaskan
- Asian
- Black
- Hawaiian/Pac. Isl.
- Hispanic
- Multiple
- Unknown
- White

Students may be enrolled in multiple program areas. When "All Program Areas" is selected, the headcount is unduplicated across program areas.  
Source: CE Reg. Report

CE enrollment over time by race/ethnicity



CE enrollment distribution by race/ethnicity



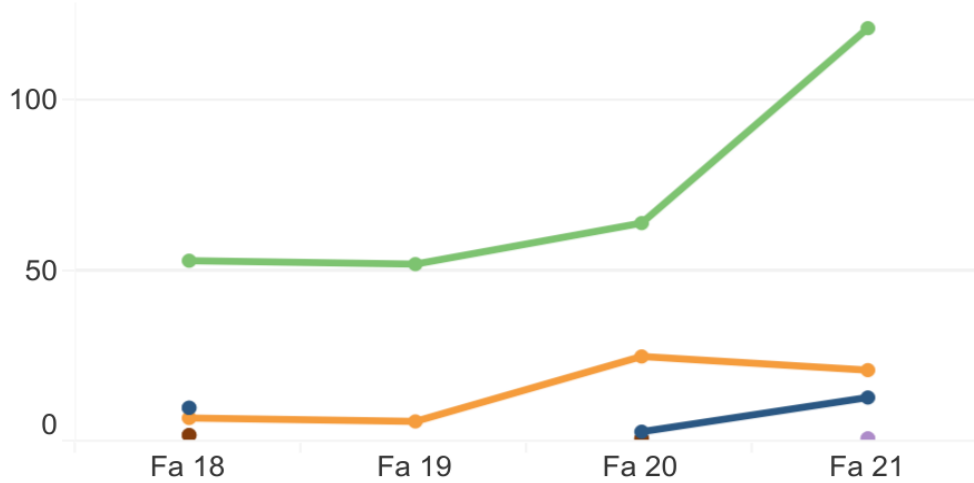
# Continuing Education (CE) Enrollment by Race/Ethnicity



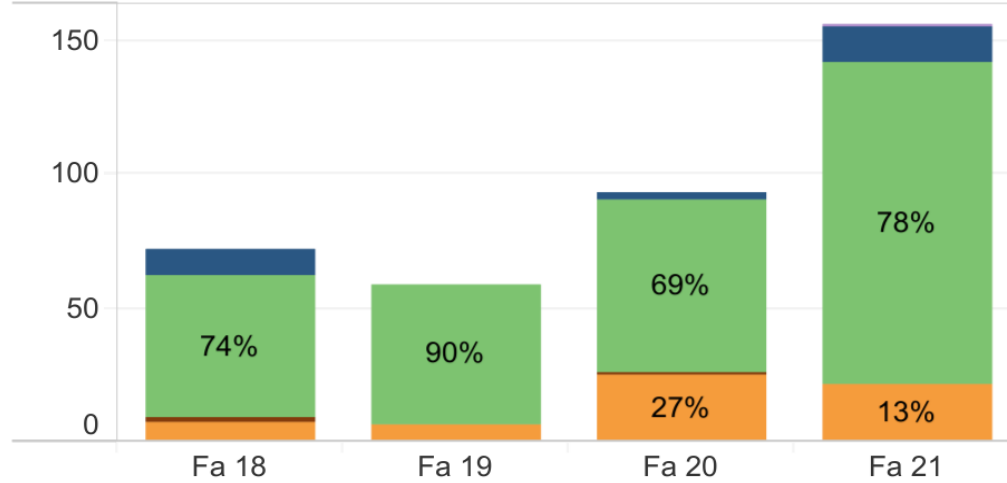
College: **Lenoir CC**, Program Area: **Construction Occupations**

Changes to the filters below will affect this page only. To change filter selections for the entire dashboard, use the "Over Time" tab.

CE enrollment over time by race/ethnicity



CE enrollment distribution by race/ethnicity



College  
Lenoir CC

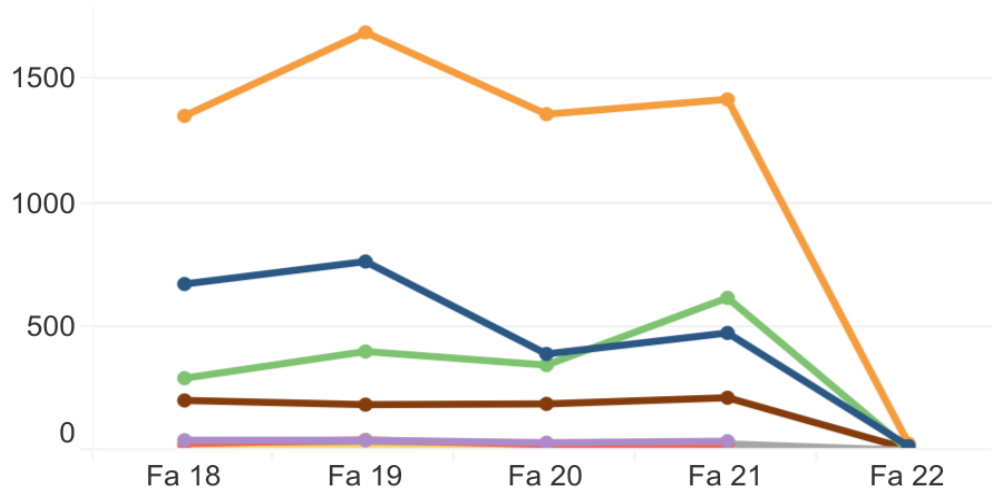
Comparison  
NCCCS

Timeframe  
Fall Terms

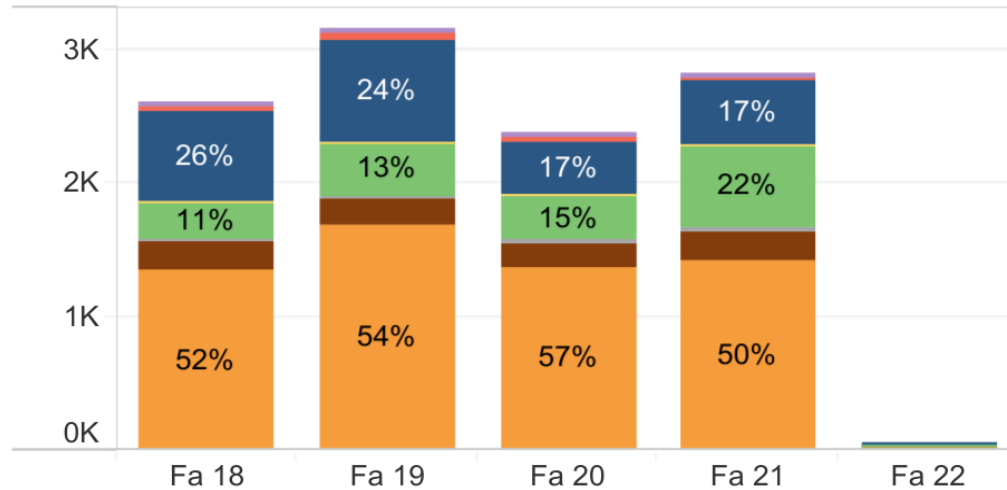
Program Area  
Construction Occupa..

College: **NCCCS**, Program Area: **Construction Occupations**

CE enrollment over time by race/ethnicity



CE enrollment distribution by race/ethnicity



- Amer. Ind./Alaskan
- Asian
- Black
- Hawaiian/Pac. Isl.
- Hispanic
- Multiple
- Unknown
- White

Students may be enrolled in multiple program areas. When "All Program Areas" is selected, the headcount is unduplicated across program areas.

Source: CE Reg. Report

Sex & Age Range

Age Range

Race/Ethnicity & Sex

Race/Ethnicity

Sex

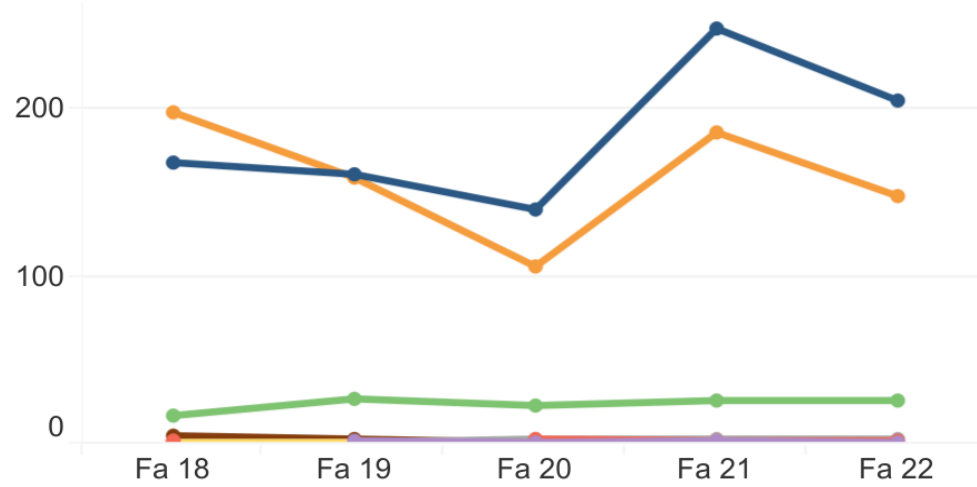
# Continuing Education (CE) Enrollment by Race/Ethnicity



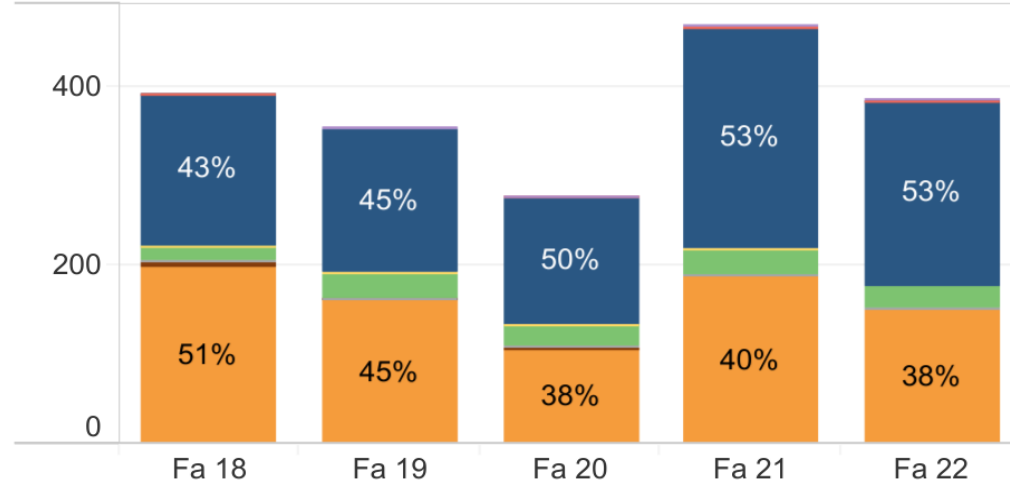
College: **Lenoir CC**, Program Area: **Health Occupations**

Changes to the filters below will affect this page only. To change filter selections for the entire dashboard, use the "Over Time" tab.

CE enrollment over time by race/ethnicity



CE enrollment distribution by race/ethnicity



College  
Lenoir CC

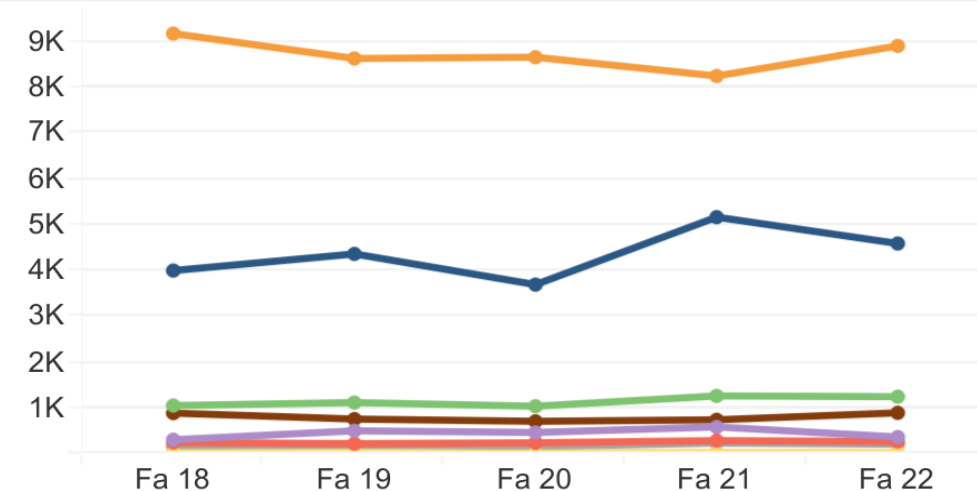
Comparison  
NCCCS

Timeframe  
Fall Terms

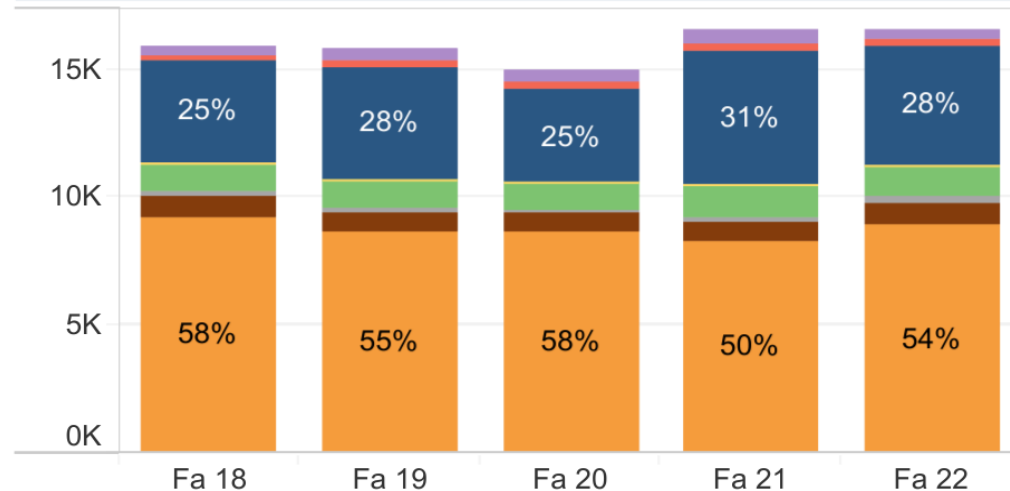
Program Area  
Health Occupations

College: **NCCCS**, Program Area: **Health Occupations**

CE enrollment over time by race/ethnicity



CE enrollment distribution by race/ethnicity



- Amer. Ind./Alaskan
- Asian
- Black
- Hawaiian/Pac. Isl.
- Hispanic
- Multiple
- Unknown
- White

Students may be enrolled in multiple program areas. When "All Program Areas" is selected, the headcount is unduplicated across program areas.  
Source: CE Reg. Report

Sex & Age Range

Age Range

Race/Ethnicity & Sex

Race/Ethnicity

Sex







