

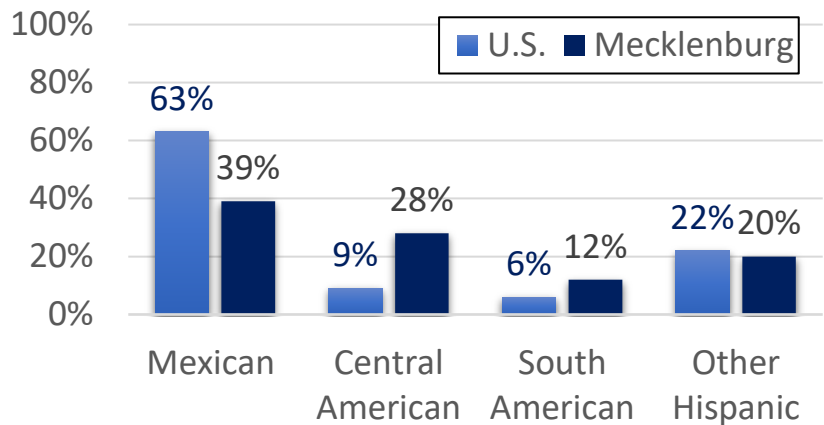
# MISSED OPPORTUNITIES: LATINO EARLY EDUCATION ENROLLMENT IN MECKLENBURG

## MECKLENBURG'S YOUNG LATINO CHILD (AGE 0-5) POPULATION

### LARGE SIZE

1 in 5  
(~18,000)  
children under age  
six in Mecklenburg  
are Latino

### Young Latino Children's Diverse Heritage

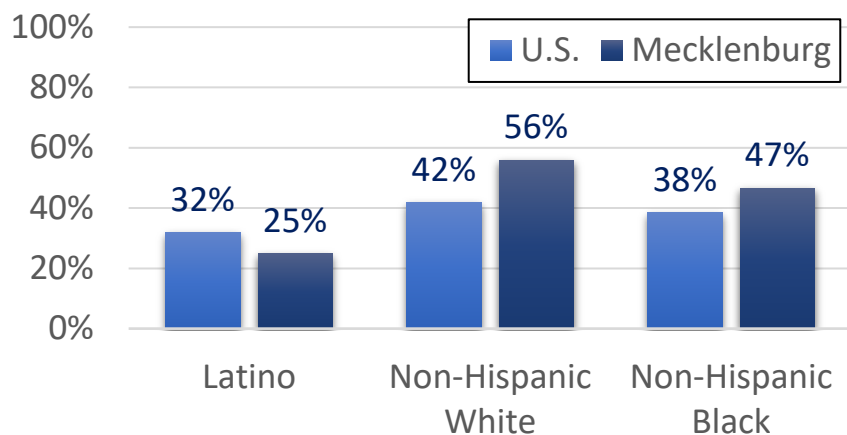


## MECKLENBURG'S LAGGING LATINO ECE ENROLLMENT

### LOW LATINO ECE ENROLLMENT

75%  
Of Mecklenburg's  
Latino children age  
3-5 are not enrolled  
in early childhood  
education

### Unequal ECE Enrollment Rates



## STRENGTHS & CHALLENGES: MECKLENBURG'S YOUNG LATINO CHILDREN

### **Strong Families**

75%  
live in two-  
parent  
families

### **High Poverty**

36%  
live below  
the federal  
poverty level

### **Mixed Parent Education**

31% have parents with  
less than a H.S. degree;  
but 23% have parents  
with a BA degree or  
more

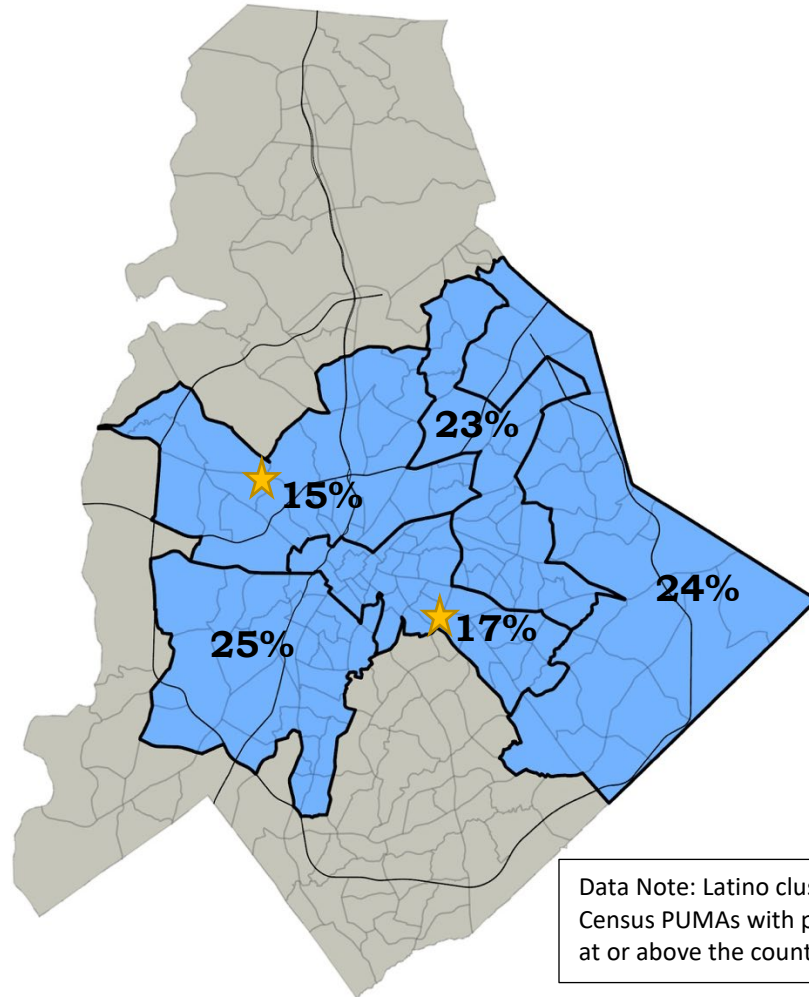
### **Mixed Nativity**

96% of children are  
US-born, but 72%  
have a foreign-born  
parent(s)

# LATINO SETTLEMENT CLUSTERS & LATINO ECE ENROLLMENT

## GEOGRAPHIC DISPARITY

★ Latino ECE enrollment is lowest in central and north west Charlotte regions.



Data Note: Latino clusters are US Census PUMAs with percent Latino at or above the county average

## MULTIPLE FACTORS SHAPE LATINO ECE ENROLLMENT

**70%**

of Latino children financially qualify for the Mecklenburg Child Care Subsidy

### Mecklenburg Latino Children Not Enrolled in ECE Are More Likely To:

- Be of Mexican or Central American descent
- Live in two-parent households
- Have parents with less than a H.S. degree
- Live below 200% of the Federal Poverty Level
- Have a non-employed parent
- Have parents who work non-traditional hours
- Have foreign-born and non-citizen parents
- Live in a linguistically isolated household

*\*Data used: Public Use Microdata Samples from the 2013-2018 American Community Survey (accessed from IPUMS USA); 5-year estimates are best for analyzing small sub-populations.*

*\*\*Data limitations: ECE enrollment is based on children age 3-5; PUMA-level (map) enrollment rates have a +/- 5% margin of error; all other estimates have a +/- 2% margin of error or less.*