

# UNC System By The Numbers

---

- **244,507** students across **16** universities in Fall 2021 (~192k undergrad/ ~53k graduate), plus NCSSM.
- **63,398** degrees awarded in 2020-21 (44,309 BA's, 13,306 MA's, 2,810 Doctorates, 2,973 other)
- **~35%** of undergraduates receive a Pell Grant
- **73%** of first-time, full-time students graduate within 5 years (typically ranks in the top-10 nationally)
- **\$1.73** billion in sponsored research in FY20

# College Access

(Percentage of Students Receiving Pell Grants)

1. California
2. New York
3. New Mexico
4. Mississippi
5. Texas
6. Georgia
7. Illinois
8. Tennessee
9. New Jersey
10. Louisiana

**11. North Carolina**

# Affordability

(Average Tuition and Fees)

1. Florida
2. Wyoming
3. Georgia
4. Nevada
5. Montana
- 6. North Carolina**
7. New Mexico
8. Utah
9. Alaska
10. Oklahoma

**North  
Carolina**

# Student Success

(Five-year Graduation Rate)

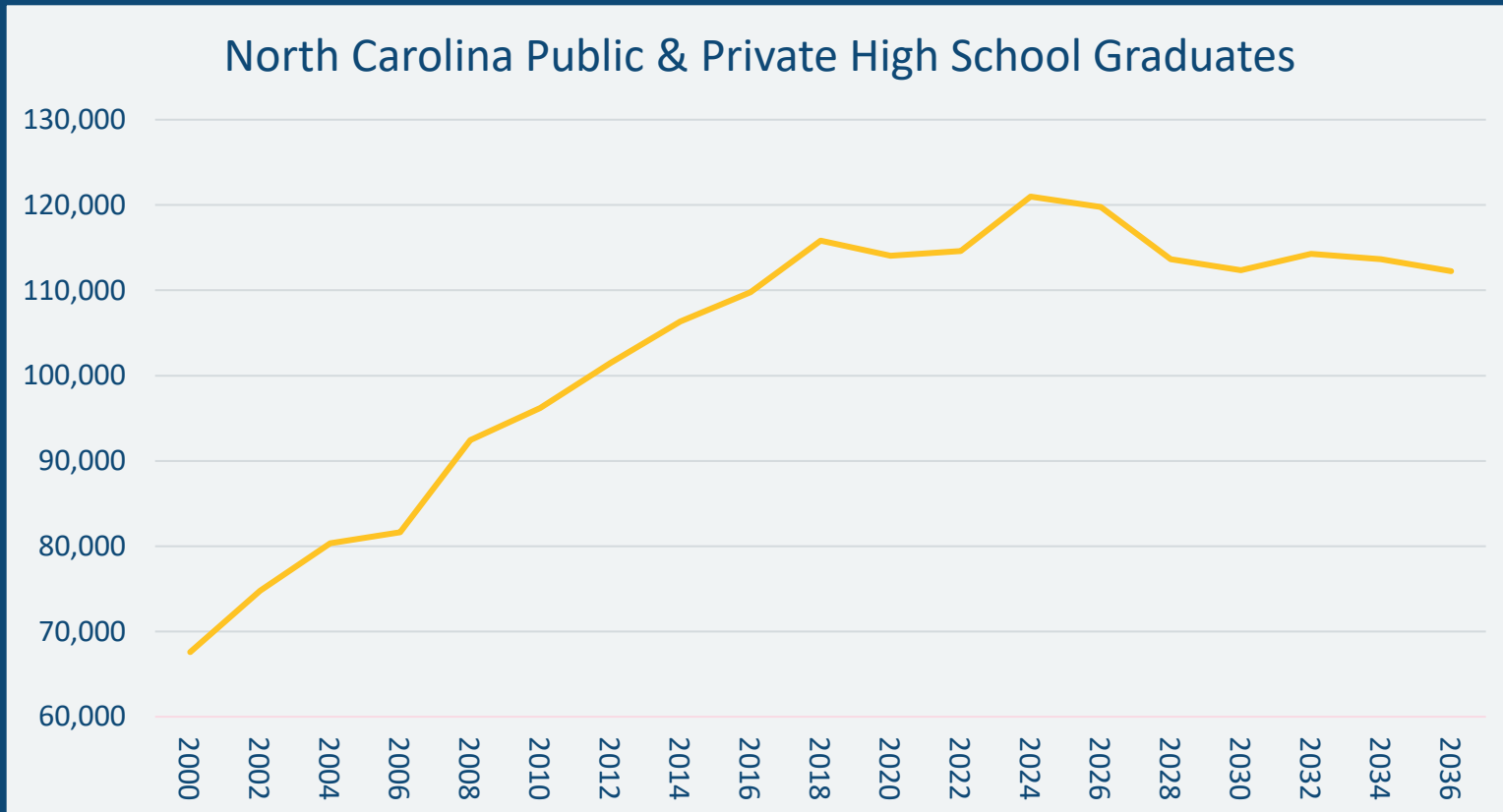
1. Vermont
2. New Hampshire
3. Iowa
4. Virginia
5. Minnesota
6. South Carolina
7. New Jersey
- 8. North Carolina**
9. Maryland
10. Massachusetts

# What Trends Are We Watching?

---

1. Demographic change
2. New models
3. Political polarization

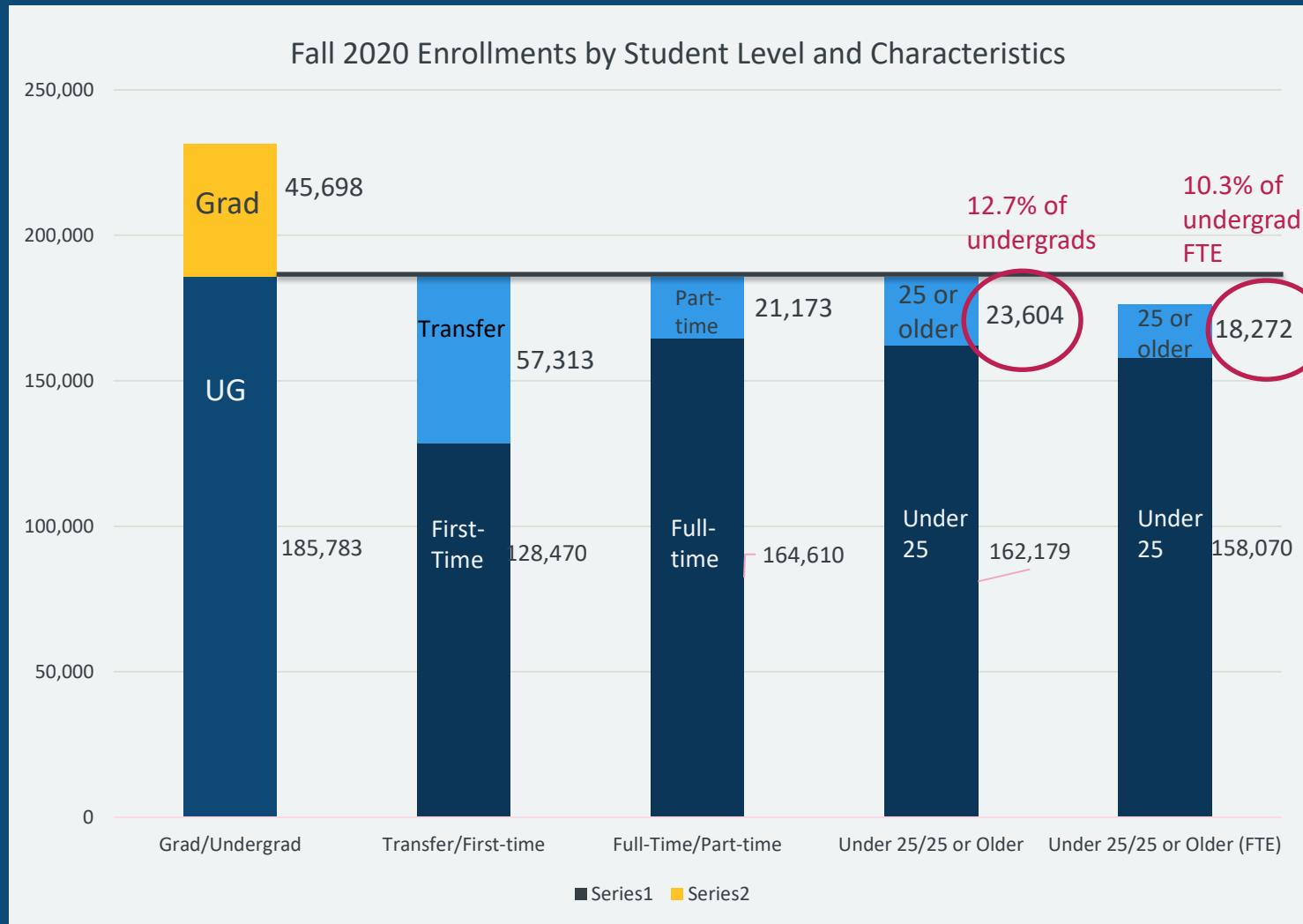
# 1. Demographic Change



The growth in High School Graduates from:

2000-2007	2007 to 2017	2017 to 2027	2027 to 2037
+32.18%	+27.54%	1.54%	-2.97%

# Who Do We Serve?

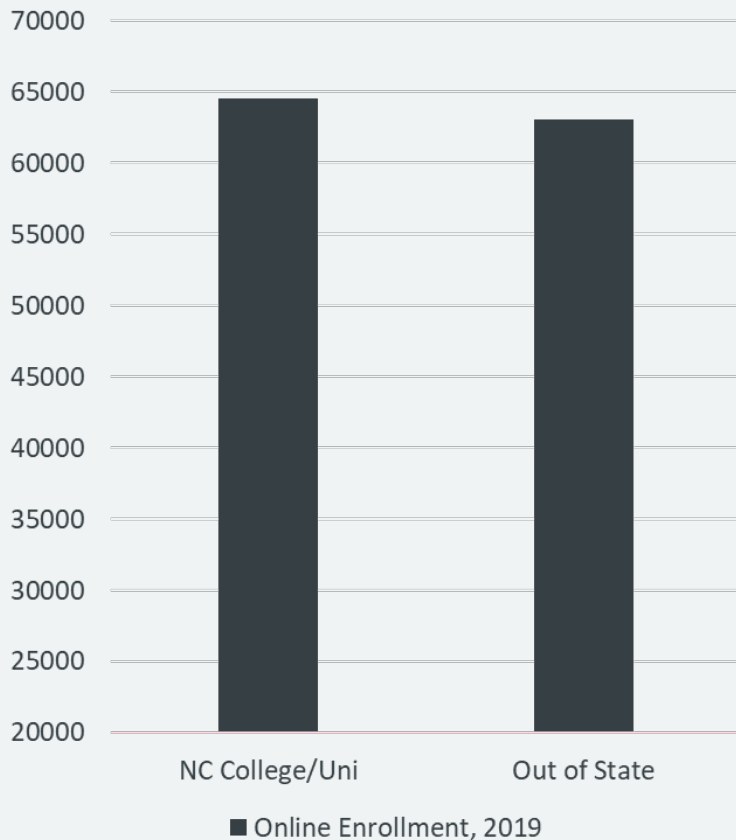


First-time/Transfer

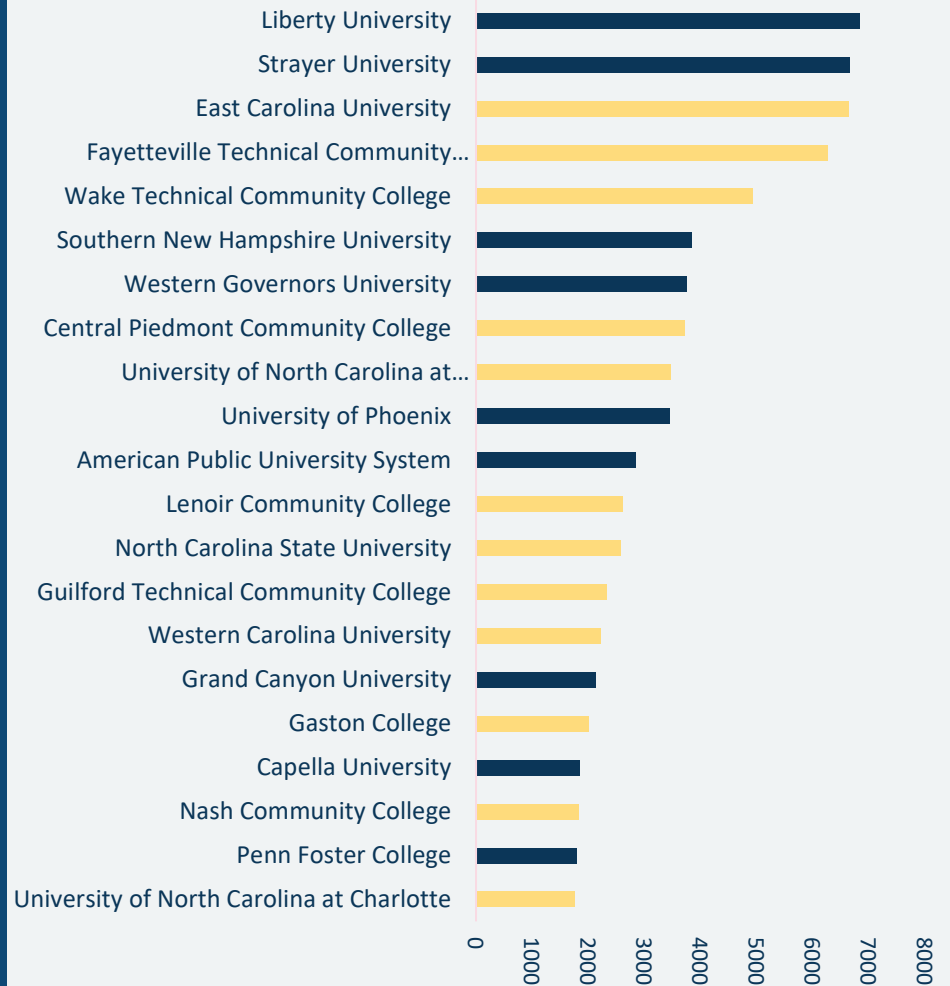
Age

# Data Indicate Demand *Within* North Carolina for More Innovative and Flexible Programs

## Online Enrollment, 2019



## Online Enrollment of North Carolinians, Fall 2019



# New Models



Bachelor of Science in  
Health Administration

## How Do I Get Started?

We offer multiple start dates to give you flexibility in your education, life, and work schedules.

	JUNE	JULY	JULY	AUGUST
<input type="checkbox"/>	9	7	28	25 <input type="checkbox"/>

“The average Purdue Global military graduate is awarded 54% of the credits needed for an associate’s and 45% of the credits needed for a bachelor’s.\*”




Mastertrack Certificates: “University-issued online graduate certificate, consisting made up of a thoughtfully selected portions of a top Master’s degree programs from top universities.”



“Partners with universities to offer programs in Web Development, Data Analytics, UX/UI Design, Cybersecurity, FinTech, Digital Marketing, Technology Project Management, and Product Management.”

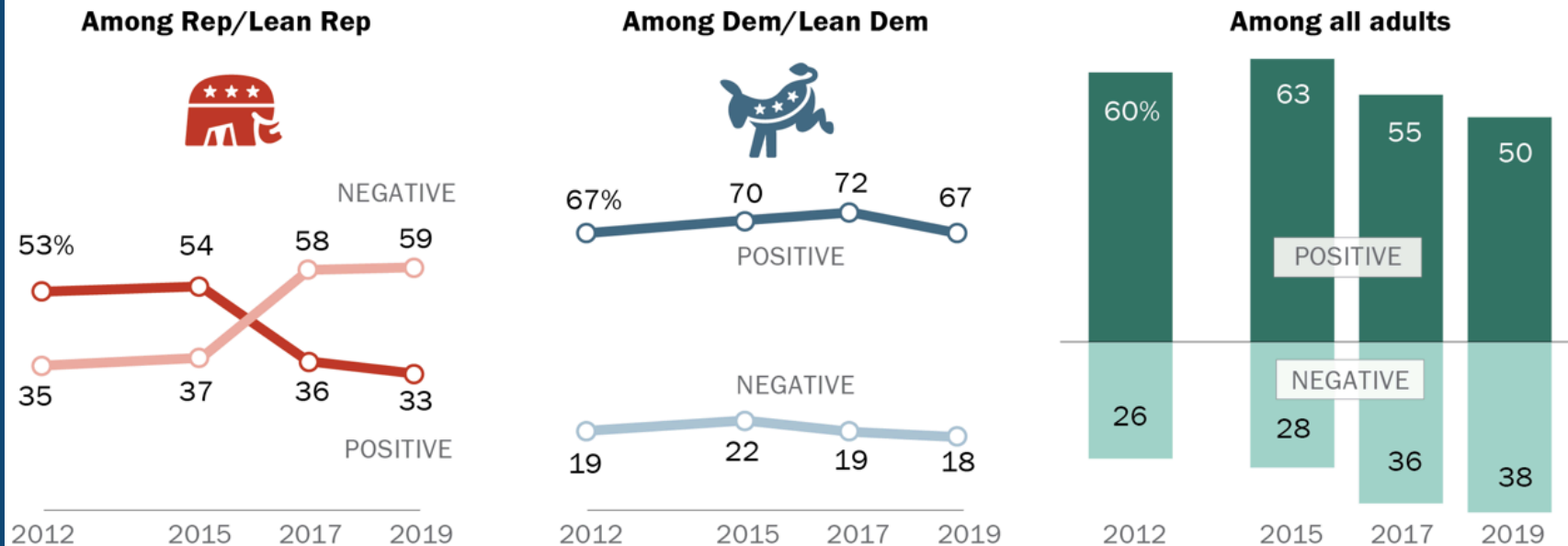
## “Education as a benefit” companies



# Politics: Polarization has Reached Views of Higher Ed

## Increase in the share of Americans saying colleges have a negative effect on the U.S. is driven by Republicans' changing views

*% saying colleges and universities have a positive/negative effect on the way things are going in the country*



Note: Share of respondents who didn't offer an answer not shown.

Source: Pew Research Center surveys of U.S. adults conducted by telephone July 10-15, 2019, June 8-18, 2017, Sept. 16-Oct. 4, 2015, and Feb. 8-12, 2012.

PEW RESEARCH CENTER



# Politics: Free expression on campus under microscope

## Students' Perceptions of Whether Groups on Campus Can Freely Express Their Views

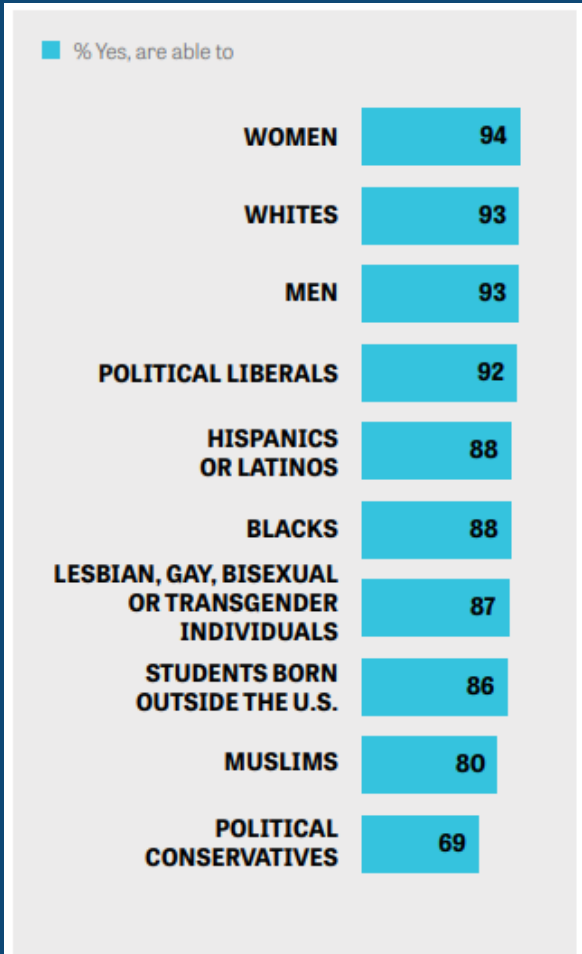


Table 14: How Often Does Respondent Hear Inappropriate Comments?, by Respondent Ideological Self-identification

	Respondent ideological Self-Identification:		
	Liberal	Moderate	Conservative
Women	32.4%	17.5%	10.3%
Men	24.6	39.0	52.2
Whites	22.0	40.1	60.1
African Americans	19.8	9.4	7.4
Hispanics or Latinos	11.6	4.9	5.9
Asians	10.7	8.7	6.4
Students born outside the US	10.3	6.0	4.9
Christians	20.4	32.8	44.6
Muslims	14.2	9.3	8.4
LGBT individuals	21.5	13.0	10.9
Political liberals	21.2	11.4	11.9
Political conservatives	57.1	67.8	82.8
N	644	181	201

Note: Cell entries represent the proportion of students saying that they hear disrespectful, inappropriate, or offensive comments about the listed group several times per semester, or more often than that. The number of respondents for a particular item varies slightly due to item nonresponse.

Larson, McNeilly, and Ryan, "Free Expression and Constructive Dialog at the University of North Carolina-Chapel Hill," 2019.

Knight Foundation, "Free Expression on Campus," 2018.

UNC-CH Research team is replicating Free Expression study across 8 UNC campuses