

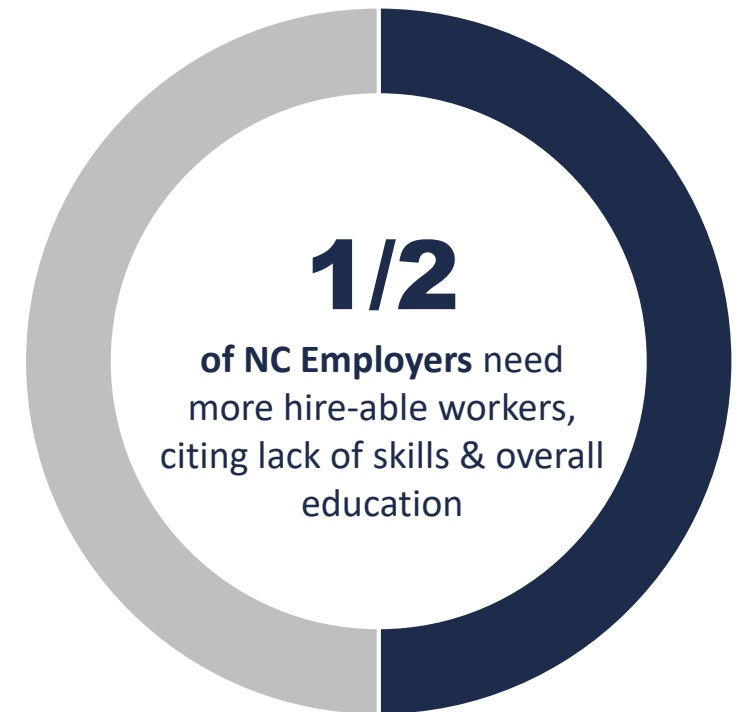
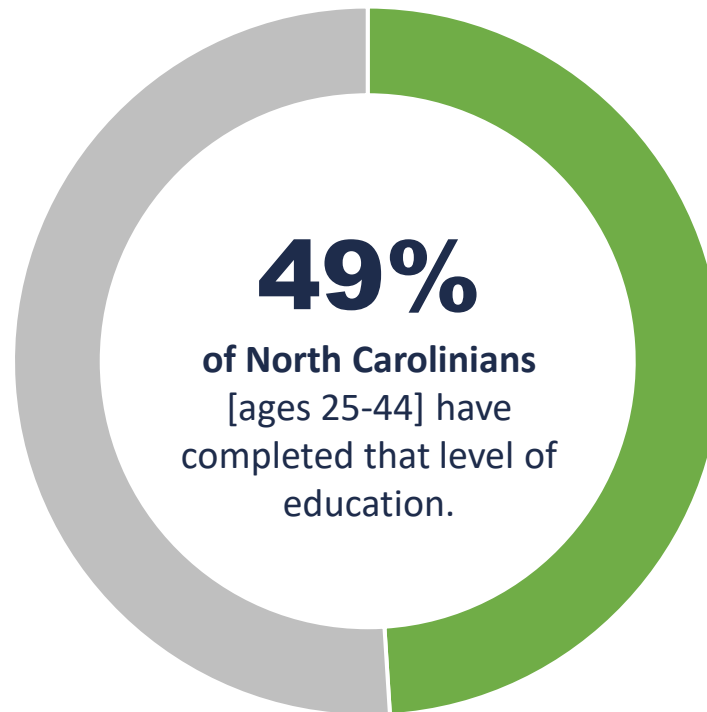
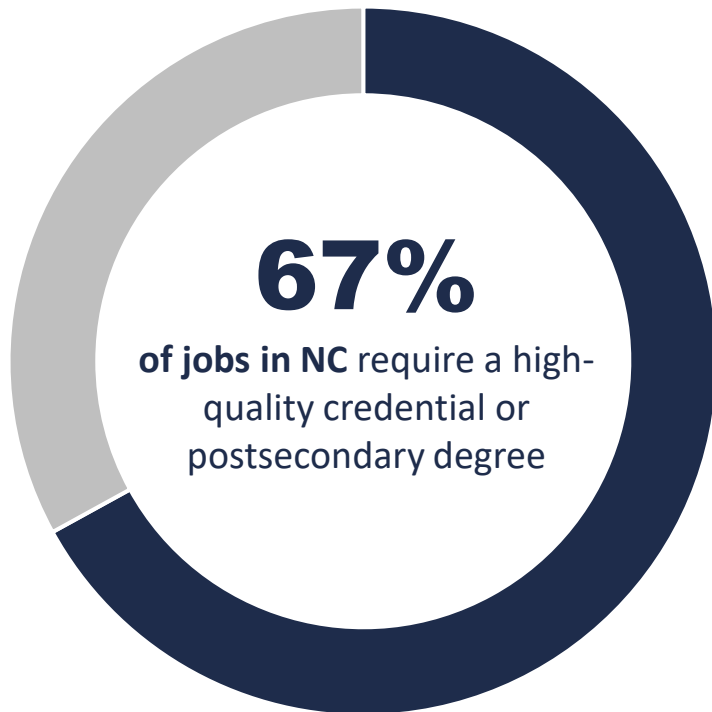
myFutureNC and the Attainment Imperative

MC Belk Pilon, John M. Belk Endowment, myFutureNC Board Officer
Cecilia Holden, President & CEO

December 8, 2021

North Carolina's Skills Gap Problem

Projected growth in NC occupations requiring a postsecondary credential or above is expected to outpace growth in occupations requiring only a High School degree by 2x between 2018 and 2028.





House Bill 664

To ensure that the State remains economically competitive, the State shall ensure that by the year 2030:

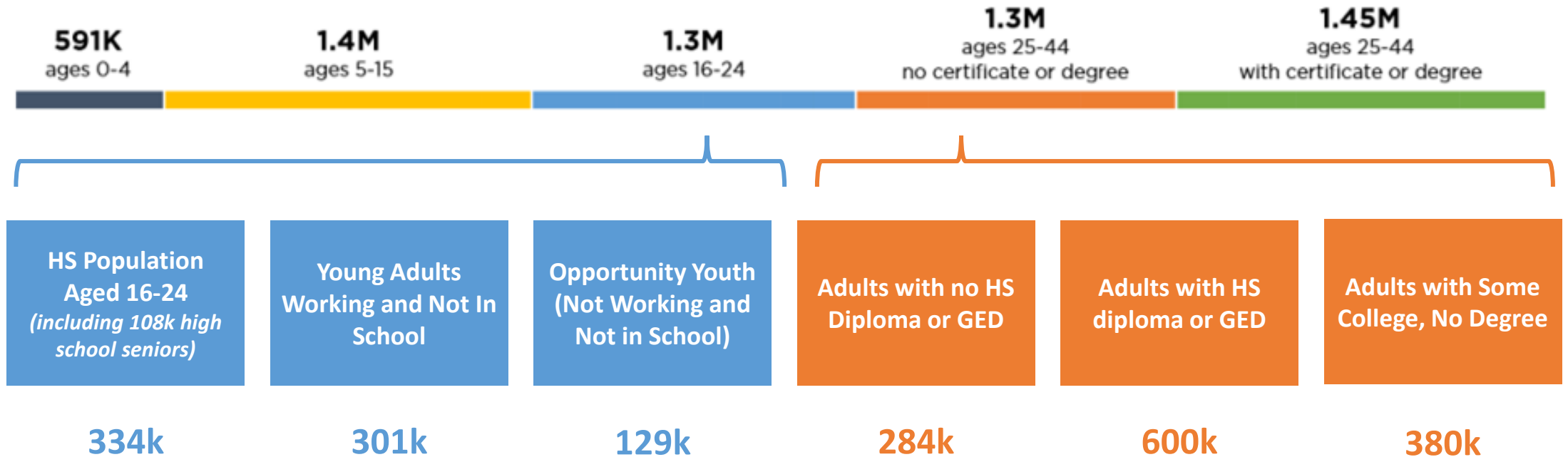
2 MILLION

25- to 44-year-olds will have completed a high-quality credential or postsecondary degree



Attainment in NC by the Numbers

2019 North Carolina Population by Educational Attainment [ages 0-44]

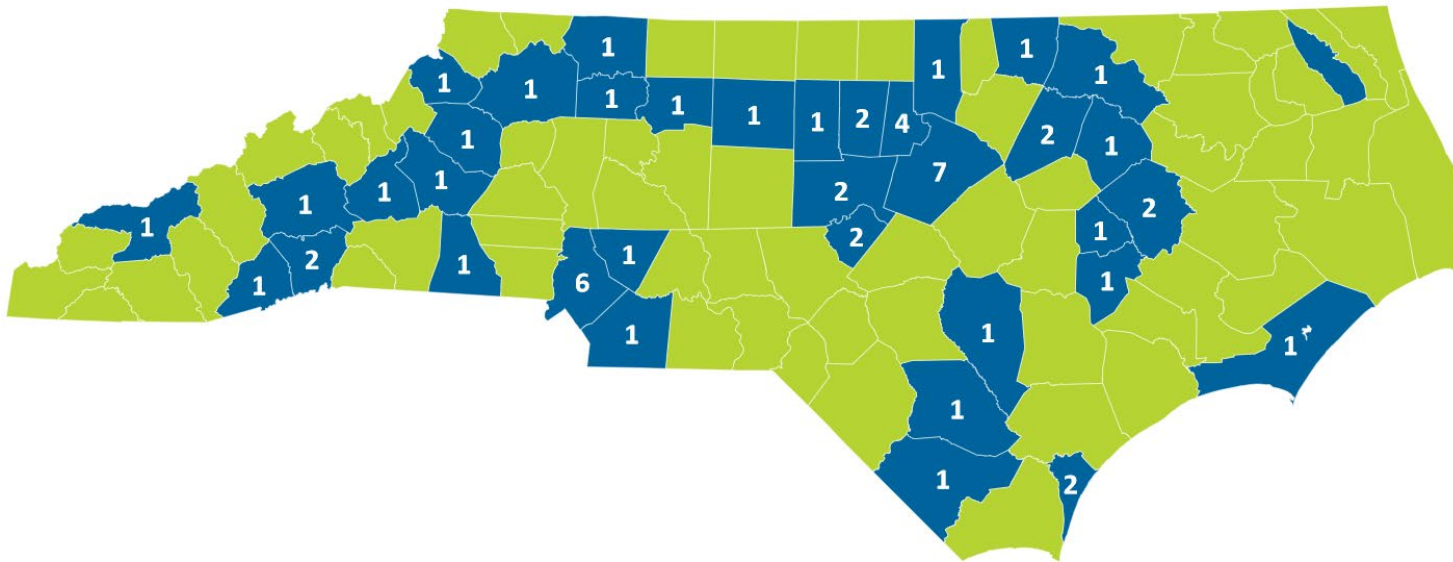


** +513k young adults who are enrolled in college or have completed a credential

myFutureNC Leadership

myFutureNC is governed by a **cross-sector board of directors** composed of North Carolina education sector heads as well as business, philanthropic, legislative and executive branch leadership.

In addition, the myFutureNC *Advisory Board of Commissioners* includes **60 individuals** representing **37 North Carolina counties**.



Board of Directors

Dale Jenkins, Chair

Peter Hans, Vice Chair

MC Belk Pilon, Secretary and Treasurer

Senator Deanna Ballard

Kathryn Black

John F.A.V. Cecil

Geoff Coltrane

Eric C. Davis

John A. Fraley

Lynn J. Good

Ann Goodnight

Kevin Howell

Rep. Donny Lambeth

L. David Mounts

Anna Spangler Nelson

Gary Salamido

Machelle Baker Sanders

Thomas Stith

Catherine Truitt

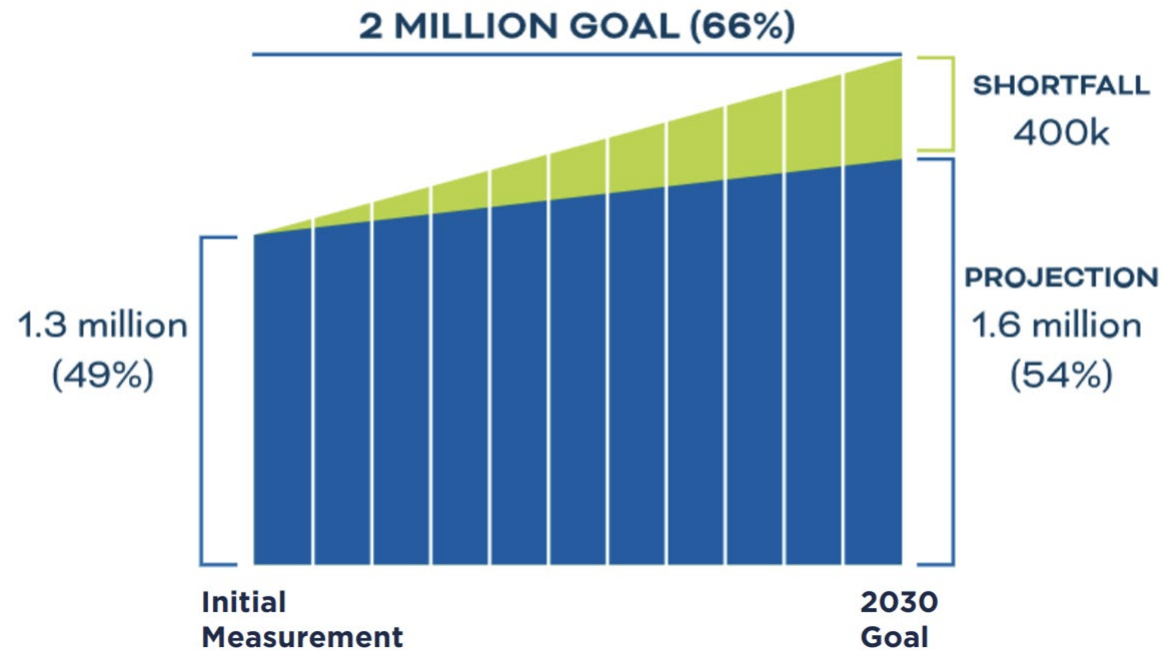
Dr. A. Hope Williams

Curtis Wynn



North Carolina's 2030 Attainment Goal

When the myFutureNC Commission set the statewide attainment goal, it projected that North Carolina would fall short by **400k** individuals with a high-quality credential or postsecondary degree.

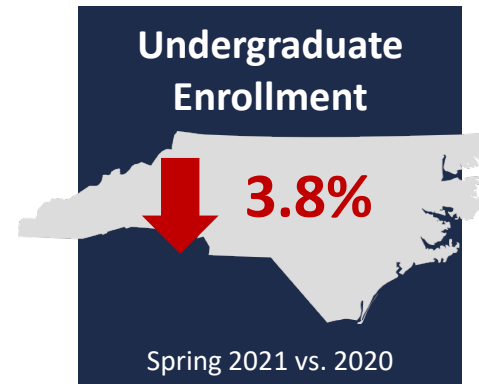



The Urgency for Increased Educational Attainment

Current projections indicate North Carolina is **44,000 below** where it needed to be to be on target to the 2 million by 2030 goal.



Based on the most recent data available, in 2019 North Carolina had an estimated **1,450,249** adults ages 25-44 with a high-quality degree or credential.



North Carolina's Education Pipeline During the COVID-19 Pandemic

K-12 Enrollments¹
2020 vs. 2019

-4%

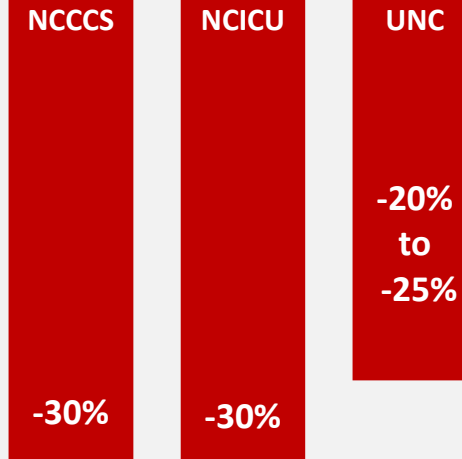
50,154 fewer enrollments

NC FAFSA Completions²
2021 vs 2020

-6%

3,138 less completions

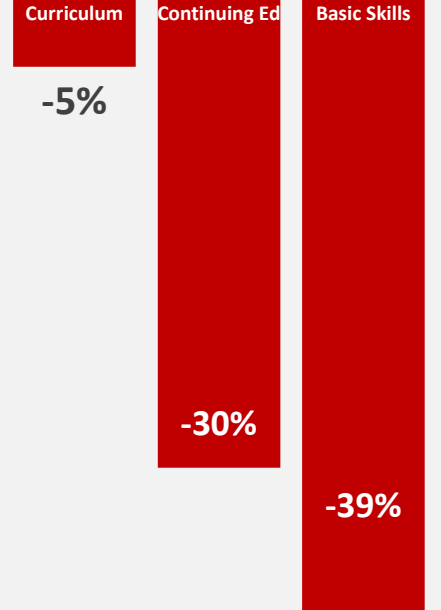
College Applications³
2020 vs. 2019



Undergraduate Enrollments⁴
Spring 2021 vs. Spring 2020

-3.6%

NCCCS Enrollments⁵
Fall 2020 vs. Fall 2019



¹Courtesy of Alexis Schauss, February 2021, North Carolina Department of Public Instruction


²National College Application Network (2021). Form Your Future. Available from <https://formyourfuture.org/fafsa-tracker/>

³College Foundation of North Carolina (2021). NC Countdown to College. Available from <https://www.cfnc.org/apply-to-college/nc-countdown-to-college/>

⁴National Student Clearinghouse Research Center (2021). Stay Informed. Available from <https://nscresearchcenter.org/stay-informed/>

⁵NC Community College System (2021). Data and Analytics Dashboards. Available from <https://www.nccommunitycolleges.edu/analytics/dashboards/>


For every 100 students in North Carolina...





Closing the Attainment Gap

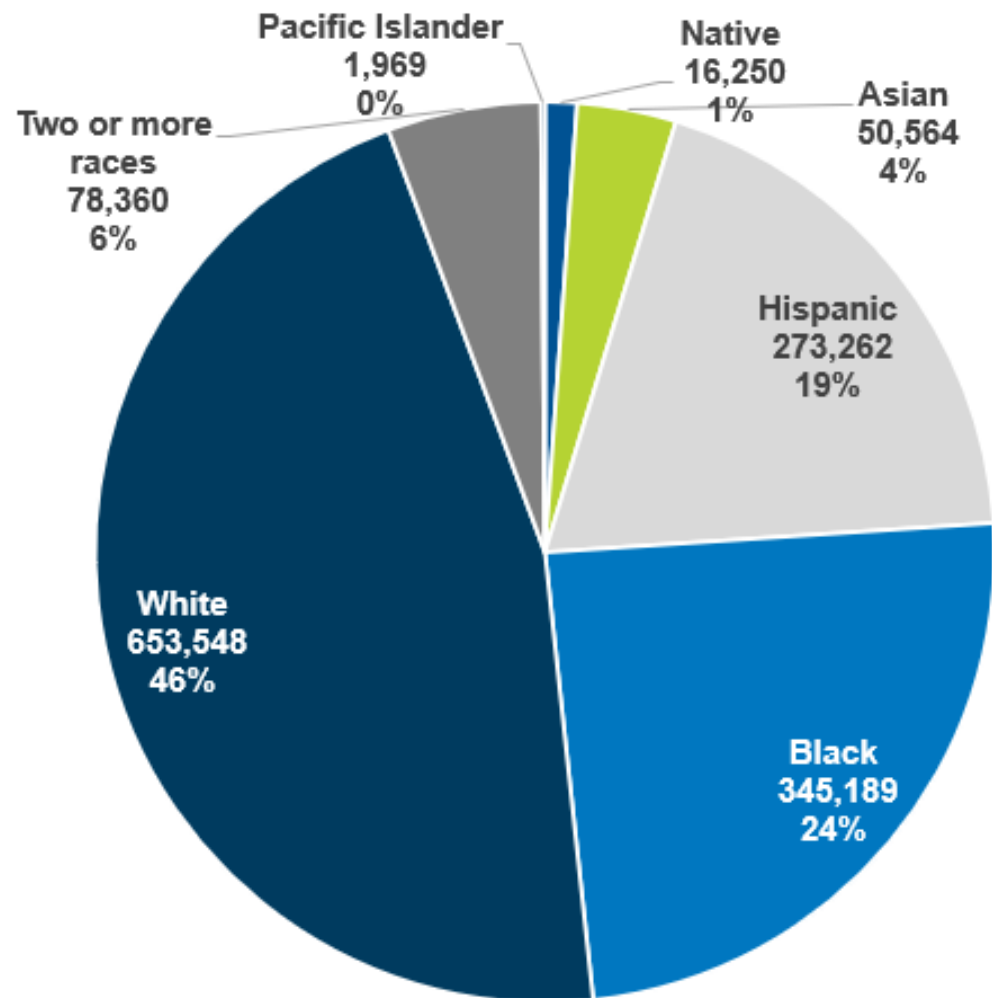
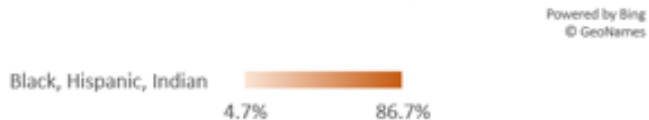
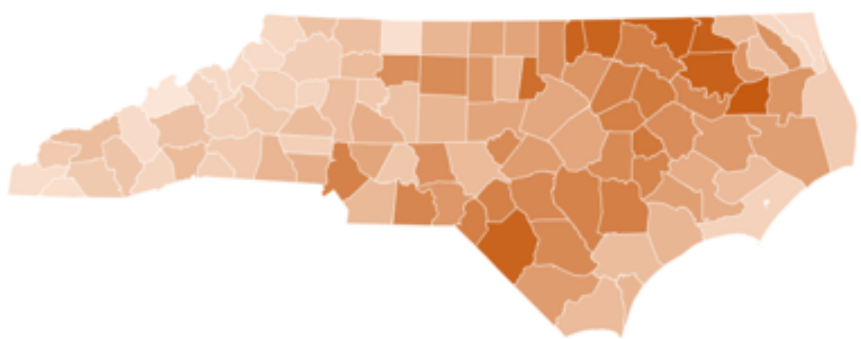
Increasing levels of education after high school for all individuals, but especially first-generation students, students from low-income backgrounds, and Black, Hispanic/Latinx and Native American students is essential.



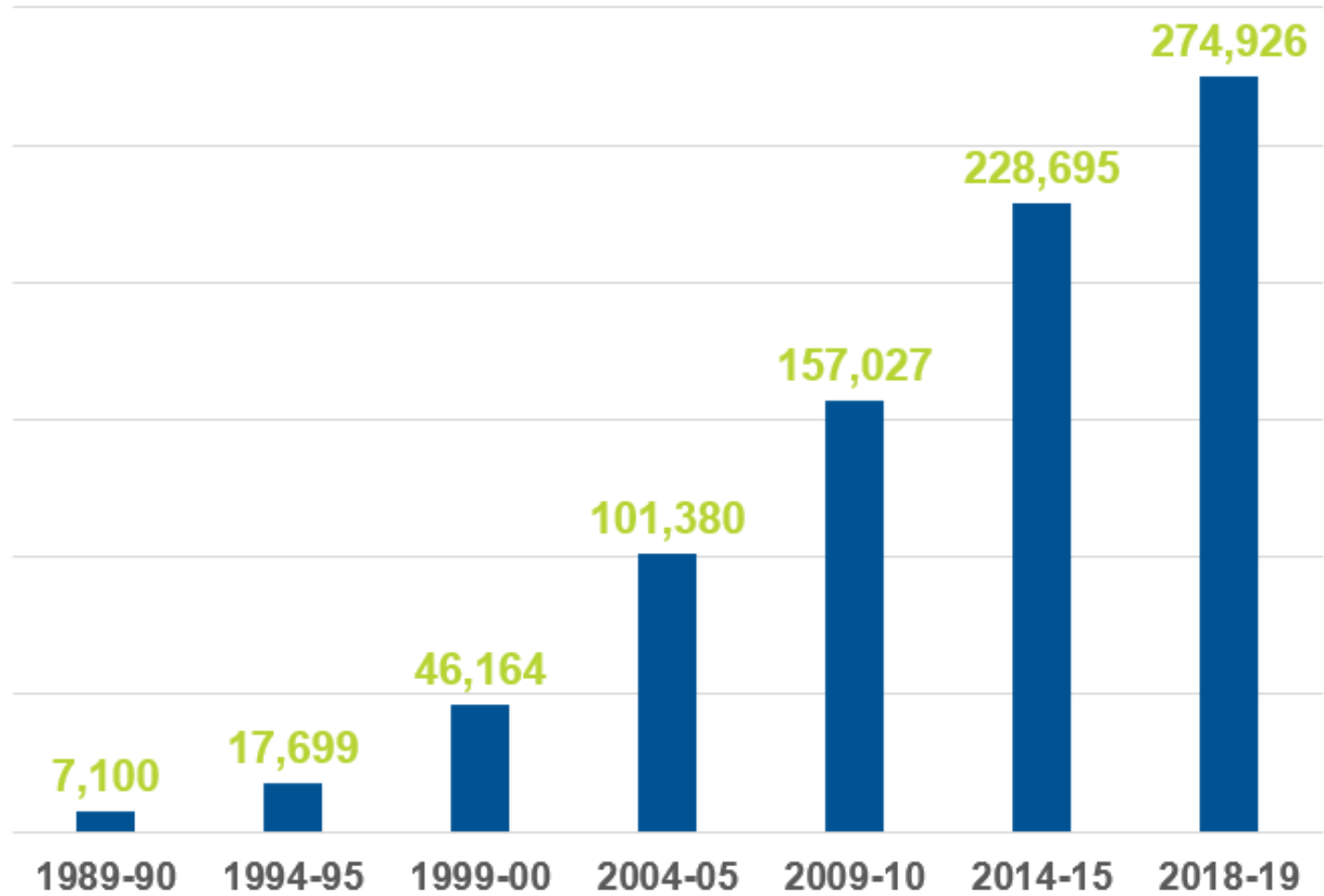
Race/Ethnic Composition of Students Enrolled in NC Public Schools (K-12)

43% of NC Public School Students are Black or Hispanic

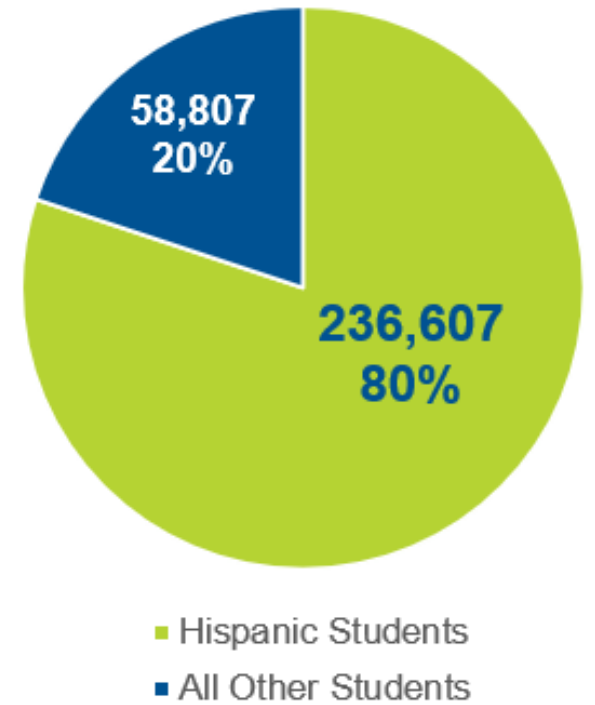
Black, Hispanic, Indian Percentage Composition



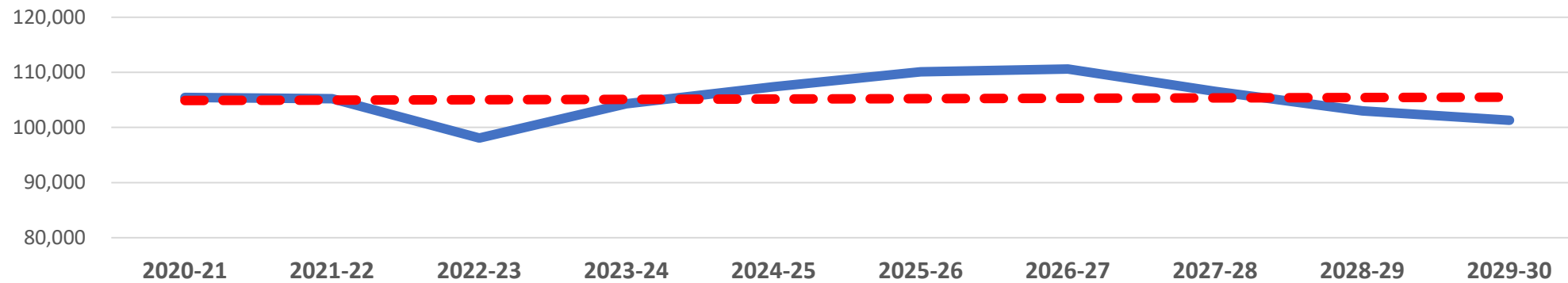
Hispanic Students Enrolled in NC Public Schools



NC Public Schools 20-Year Growth 1998-99 to 2018-19



North Carolina Projected High School Graduates



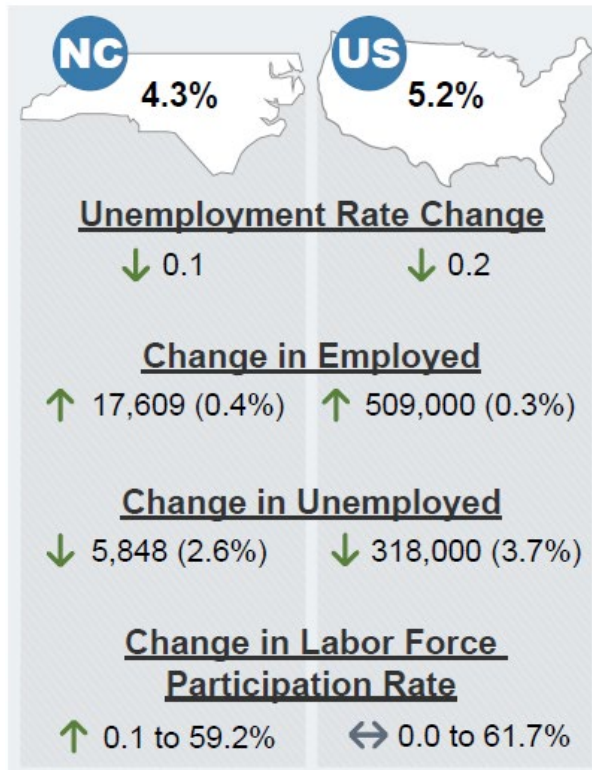
Source: Peace Bransberger and Demaree K. Michelau. Knocking at the College Door: Projections of High School Graduates, 9th Edition.



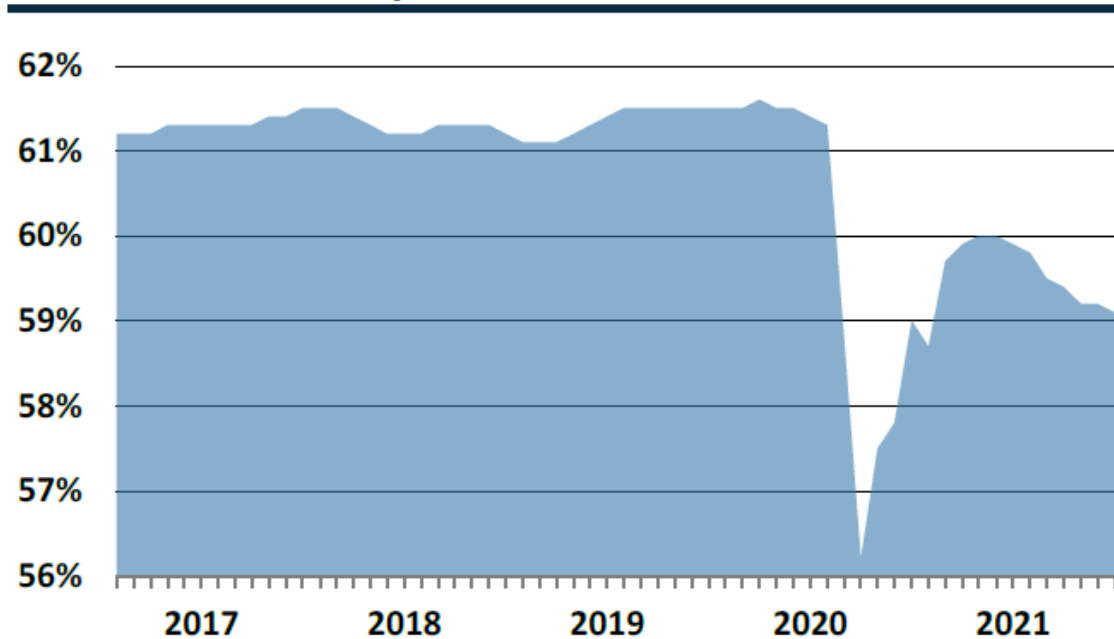
North Carolina's Labor Market Rebounding But Participation Remains Low

August 2021

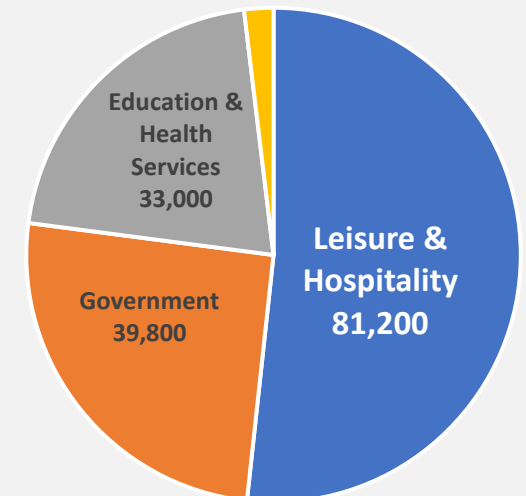
Monthly Dashboard*



Labor Force Participation Rate



- **157,000 jobs lost** between February 2020 and March 2021
- **81,200** or **51.7%** were in the Leisure & Hospitality Industry



Sources: NC Commerce - Labor and Economic Analysis Division. (March 2021). NC Today. Available from <https://www.nccommerce.com/nc-today/> North Carolina Department of Commerce, [Current Employment Statistics Program](#)

The Adult Learner Landscape in North Carolina

1.3 million

North Carolina adults ages 25-44 do not have a credential or degree.

380,000

North Carolina Adults ages 25-44 have some college but no degree.

~280,000

Credentials were identified by *Finish First*, where students and have only one semester left to complete.

Source: Wake Tech Community College: Finish First NC presentation

124,000

Veterans ages 25-44 live in NC:

- 33% some college no degree
- 22% high school degree or less

Source: <https://www.ncdemography.org/2013/11/11/data-snapshot-north-carolina-veterans/>

~232,000

North Carolinians are unemployed right now.

Source: <https://d4.nccommerce.com/>

Key Focus Areas and Strategies



Readiness

College and Career Ready
Graduate Remediation



Access

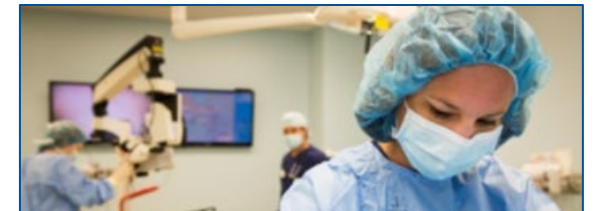
FAFSA



Completion

NC Reconnect:
Adult Learners

NC 10: HBCUs



Workforce Alignment

Opportunity Youth

NC Workforce Credentials

Business Engagement
Strategy

A Shared Vision for Attainment

Local Educational Attainment Collaboratives


Policy and Advocacy

Data


County Attainment Profiles

- Data unique to each of NC's 100 counties
- Highlights county and regional performance on key indicators
- Lists specific opportunities for improvement that will ultimately lead to increased attainment
- Facilitates decision-making on LOCAL priorities
- Uses data to identify three actionable opportunity areas to improve future attainment outcomes


Opportunities for Growth



School Counselors
Wake County has a student-to-school counselor ratio of 409:1, above the urban county average of 350:1.



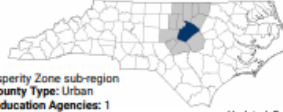
CCP Enrollment
3% of Wake County high school students participated in the Career & College Promise program programs, below the urban county average of 5%.



NC Pre-K Enrollment
38% of Wake County eligible 4-year-olds are enrolled in NC Pre-K, below the state average of 48%.

Wake County

NC goal: 2 million by 2030
2020 County Attainment Profile



Prosperity Zone sub-region
Peer County Type: Urban
Local Education Agencies: 1
Updated: Dec 07 2020

INTRODUCTION
From birth to career, there are many opportunities to develop strategies and interventions to increase attainment and improve workforce alignment. Below are some key areas and indicators that highlight where interventions may be possible to improve overall educational attainment outcomes.

Building the Foundation: Pre-K to 8
High-quality early learning and strong academic progress in early years helps prepare children for future success.
Wake County has 181 public schools with performance grades. Of these schools, 28 or 15% were classified as low performing in 2019.

Ready for College & Career
High school completion is a crucial step on the pathway to postsecondary success or the beginning of a career. Activities that prepare students to navigate the transition to postsecondary include gaining experience in college-level coursework and applying for financial assistance.

Postsecondary Access and Success
These metrics capture student progression and educational attainment from high school graduation to postsecondary completion. They indicate relative strengths and weaknesses of Wake County at each stage of the postsecondary pipeline.
Wake County has a student-to-school counselor ratio of 409:1.

Labor Market Outcomes
Lack of technical skills and lack of education are among the primary reasons why NC employers struggle to fill vacancies. These metrics capture labor market outcomes among recent graduates, the alignment between postsecondary degree production and labor market demand, and future job demands.
4% of teens ages 16-19 are not working and not in school versus 5.3% of peer counties.

COUNTY OVERVIEW
Wake County is in the Raleigh-Durham Prosperity Zone sub-region. It's one of 6 urban counties in NC. Overall, 20% of 25-44-year-olds in Wake County have earned a master's degree or higher as their highest degree; 36% have a bachelor's degree; 8% have an associate degree; 16% have some college, no degree; 13% have a high school diploma; and 7% have less than a high school diploma.

How students in Wake County traditional public schools are currently doing:
To meet state goals, Wake County needs:
- 1,585 more eligible 4-year-olds enrolled in NC Pre-K program (goal: 75% vs. 38%).
- 13,575 more 3-8 graders earning college-and-career-ready scores (level 4 or 5) in reading (goal: 73% vs. 55%).
- 27,659 more 3-8 graders earning college-and-career-ready scores (level 4 or 5) in math (goal: 86% vs. 49%).

To meet state goals, Wake County needs:
- 655 more 9th graders to graduate within four years (goal: 95% vs. 90%).
- 1,987 more seniors to complete the FAFSA (goal: 80% vs. 62%).
- 1,248 more students to attend school regularly (goal: 11% chronic absenteeism vs. 12%).

Students in Wake County completed 5,017 Career & Technical Education concentrations in 2019. The top three CTE concentrations completed include Hospitality & Tourism; Arts, Audio/Video Technology, & Communications; and Business Management & Administration.

Among Wake County high school graduates:
- 72% of graduates enroll in a postsecondary institution within 12 months versus 66% of peer counties.
- 88% of students who enroll persist to their second year versus 81% of peer counties.
- 64% of students who enroll earn a degree or credential within 6 years versus 58% of peer counties.

In your Prosperity Zone sub-region:
Public postsecondary institutions graduate 22,190 students per year. After 5 years, 59% of 2013 graduates were employed in NC, earning an annual average wage of \$52,133.
80% of postsecondary degrees and credentials conferred by regional institutions are aligned with labor market needs. The top gaps are: Information Technology (bachelor's); Marketing (bachelor's); and Finance (bachelor's).
There are 1,166,888 job openings projected between 2017-2026. The top 3 in demand jobs with median wages of \$50,000 or more are: 1) Registered Nurses; 2) Software Developers, Applications; 3) General and Operations Managers.


2018 Population 1,070,197
2030 Population 1,328,336
K-12 Students (2019)
Traditional Schools 159,588
Charter/Private/Home 45,774
Median Household Income \$80,169
Child Poverty Rate 10%
Households with Broadband 90%

Percent of Wake County schools by academic growth status, 2019


Exceeded	22%
Met	41%
Not Met	37%

15,629 students took at least one AP course (32% versus 25% of peer counties).
1,583 students participated in Career & College Promise programs (3% versus 5% of peer counties).


In your Prosperity Zone sub-region, 2018-19:
2,661 individuals served in an Apprenticeship/NC program.
12,867 Basic Skills enrollments at NC community colleges.
67,583 Continuing Education enrollments at NC community colleges.



School Counselors
Wake County has a student-to-school counselor ratio of 409:1, above the urban county average of 350:1.



CCP Enrollment
3% of Wake County high school students participated in the Career & College Promise program programs, below the urban county average of 5%.



NC Pre-K Enrollment
38% of Wake County eligible 4-year-olds are enrolled in NC Pre-K, below the state average of 48%.

CAROLINA DEMOGRAPHY

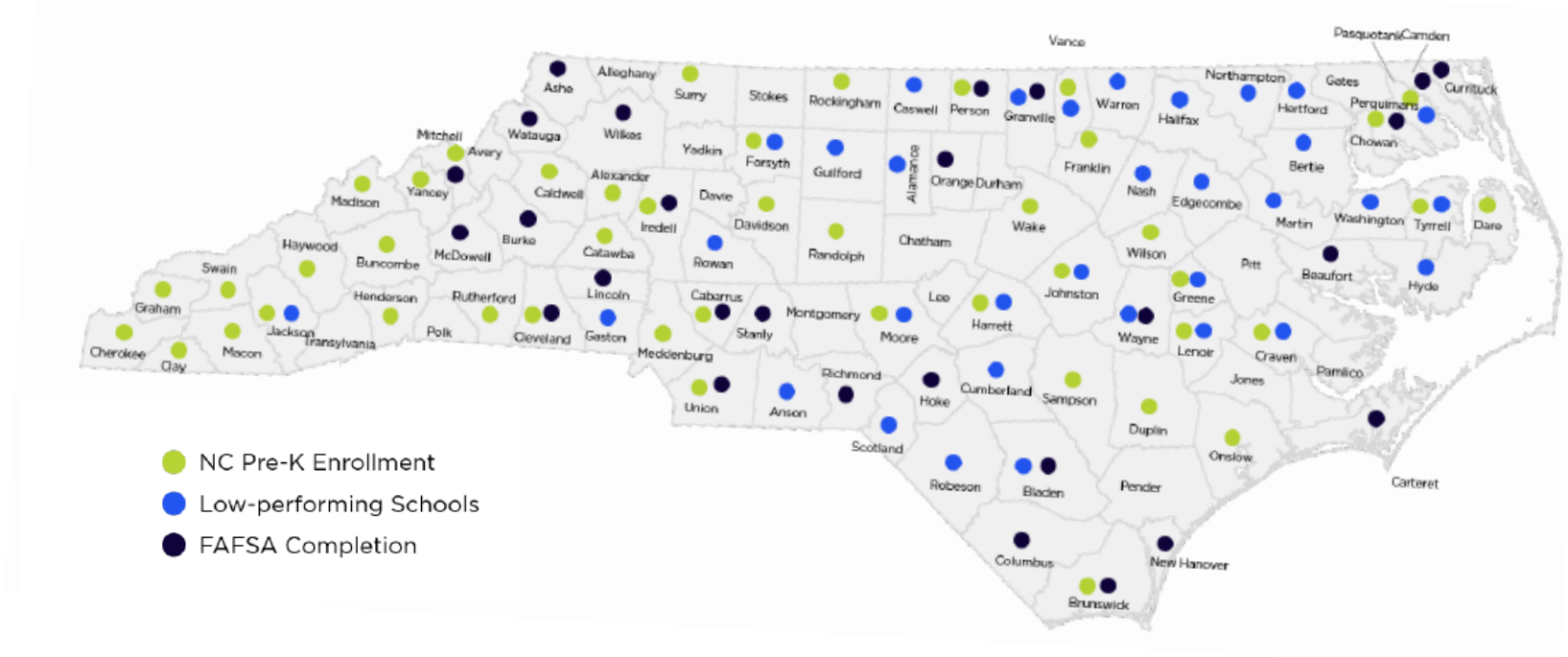
myFUTURE NC
2 million by 2030

John M. Belk
LEADERSHIP CENTER
FOR WORKFORCE DEVELOPMENT

UNC CAROLINA POPULATION CENTER

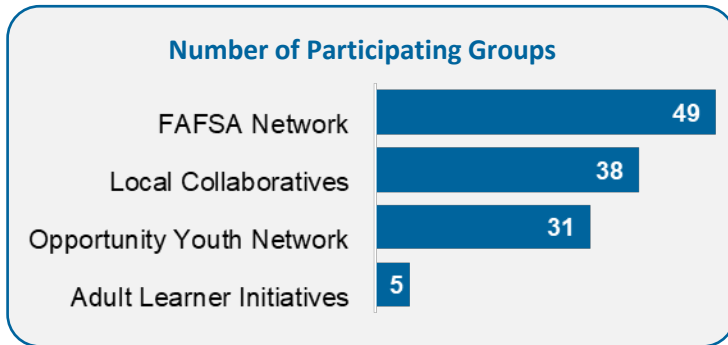
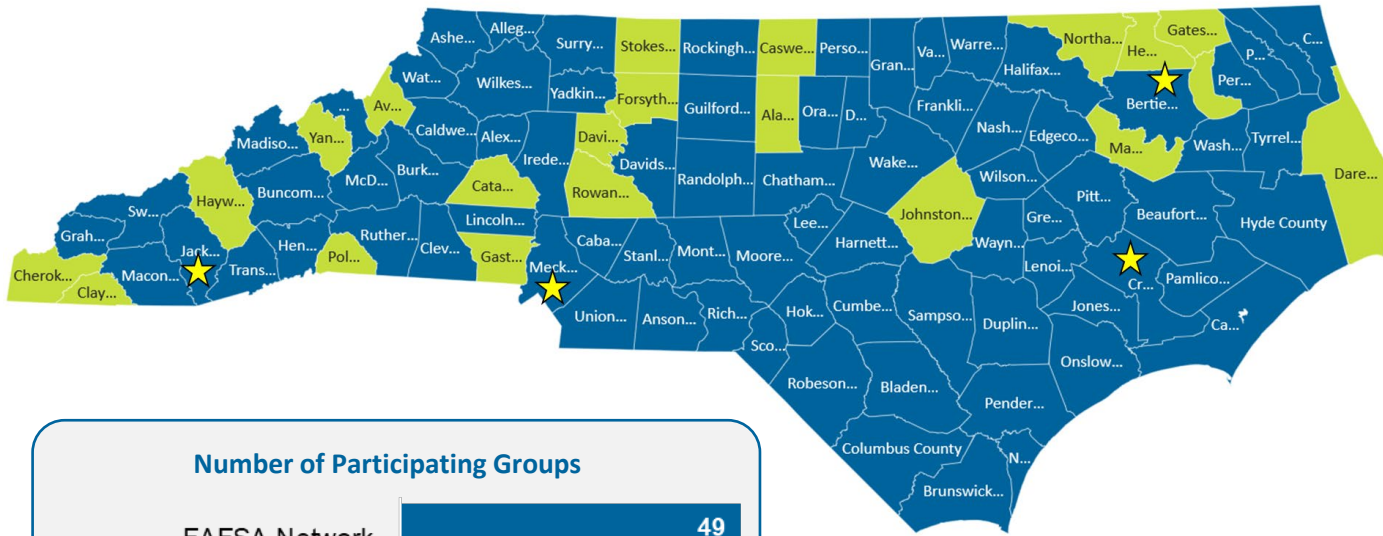
List of Opportunities for Growth

1. **NC Pre-K Enrollment**
2. **Low-Performing Schools**
3. **FAFSA Completion**
4. **College & Career-Ready in Math**
5. **Transition to Postsecondary**
6. **AP Participation**
7. **School Counselors**
8. **College & Career-Ready in Reading**
9. **Career & College Promise Enrollment**
10. **Disconnected Youth**
11. **Postsecondary Completion**
12. **Adult Learners**
13. **First-Year Persistence**
14. **Chronic Absenteeism**
15. **High School Graduation**



Local Initiatives

myFutureNC initiatives are represented in **79 of 100 North Carolina counties** with plans for expansion already in process.



★ myFutureNC Regional Impact Manager



Key Takeaways

- ❑ Educational attainment is the gateway to upward mobility and economic prosperity. It's the short-term *recovery strategy* and the long-term *resiliency plan* for NC's economy.
- ❑ myFutureNC is **state-led** but educational attainment must be **locally owned and driven**.
- ❑ **\$10B in COVID Education Relief Funds** - Focus on targeted and strategic spending.

Call to Action

- ❑ Endorse the state's 2 million by 2030
- ❑ Find ways to plug into this important work
 - ❑ Identify and advocate for policies to increase attainment
 - ❑ Stand up/lift-up cross-sector collaboratives leveraging County Attainment Profiles
 - ❑ Support myFutureNC Local Educational Attainment Collaboratives



Cecilia Holden: cecilia@myFutureNC.org